Image not found or type unknown

Client Area

- Home screen
- IP Access Control
- Reinstall
- Metrics

Home screen

Docker Grafana module **WHMCS**

Order now | Download | FAQ | n8n

Client Area Overview – Logical Structure

The **main screen** of the client area is divided into **three logical sections**:

1. **Navigation Block**
   - **"Go to Grafana"**: Direct link to access the application.
   - **"User Manual"**: Opens the official documentation or user guide.
2. **Resource Usage Block**
   - Displays real-time statistics on container resource usage:
     - **CPU Usage**: Number of allocated CPUs and current load.
     - **Memory Usage**: RAM consumption, helping clients understand available capacity.
     - **Disk Usage**: Storage consumption within the container.
   - This section is crucial for users to **monitor performance** and determine whether they need to **upgrade their package**.
3. **Application Information & Controls**
   - **Application Version**: Displays the installed software version.
   - **Owner Information**: Indicates the primary administrator of the application.
   - **User List**: Shows active users associated with the instance.
   - **Reset Password Button**: Allows the client to reset the administrator password for the application.

This **clear structure** ensures that users have **quick access** to their application, **real-time monitoring** of resource usage, and **essential management functions** in one place.

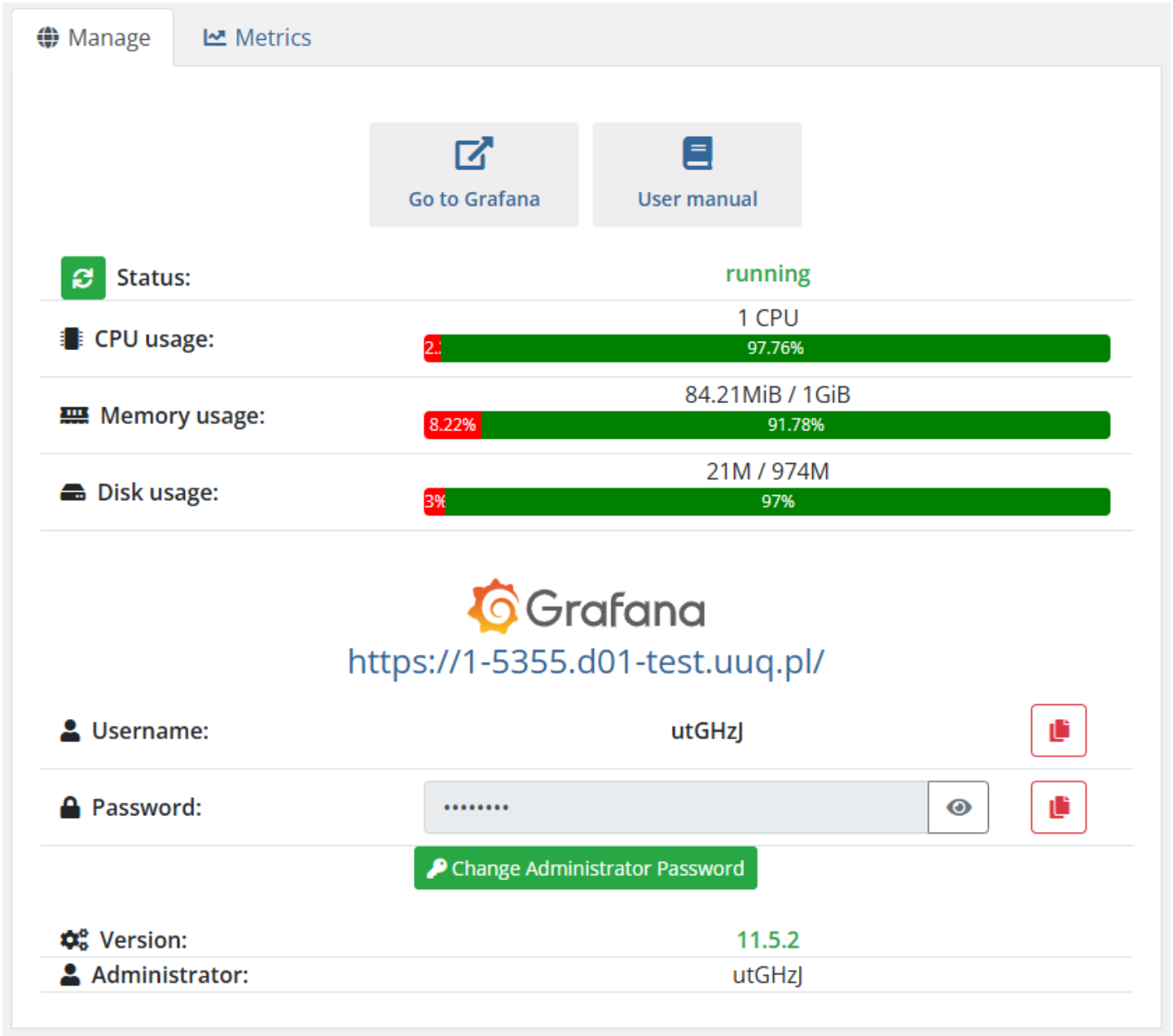
Manage
Metrics
Go to Grafana
User manual
Status:
running
CPU usage:
1 CPU
97.76%
Memory usage:
84.21MiB / 1GiB
8.22%
91.78%
Disk usage:
21M / 974M
3%
97%
Grafana
https://1-5355.d01-test.uuq.pl/
Username:
utGHzJ
Password:
Change Administrator Password
Version:
11.5.2
Administrator:
utGHzJ

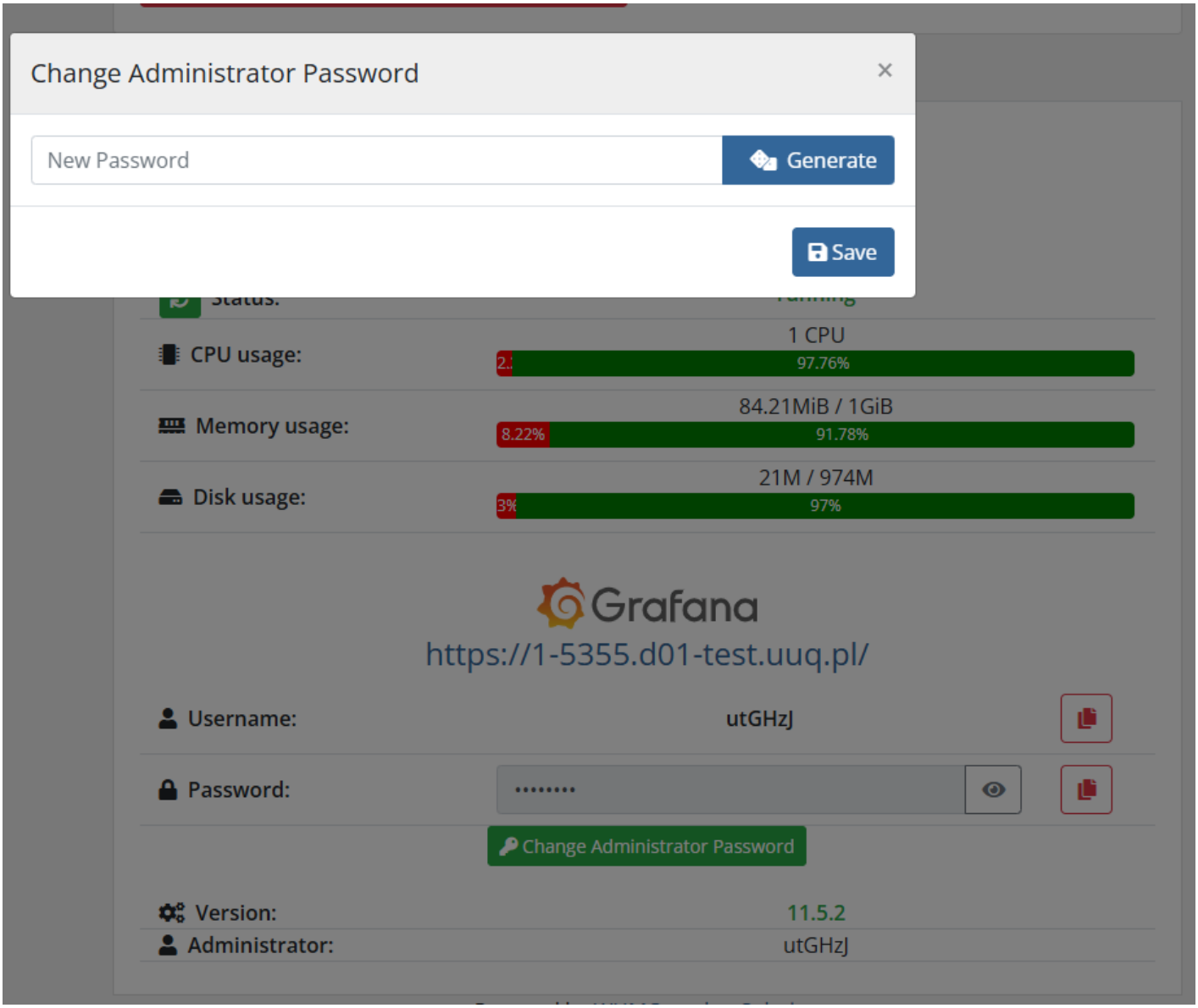
Change Administrator Password
New Password
Generate
Save
CPU usage:
1 CPU
97.76%
Memory usage:
84.21MiB / 1GiB
8.22%
91.78%
Disk usage:
21M / 974M
3%
97%
Grafana
https://1-5355.d01-test.uuq.pl/
Username:
utGHzJ
Password:
Change Administrator Password
Version:
11.5.2
Administrator:
utGHzJ

IP Access Control

Docker Grafana module **WHMCS**

Order now | Download | FAQ | n8n

In the client area, the client can configure access to their resource by entering allowed IP addresses in the appropriate section on the **Restrict by IP** page.

If no IP addresses are specified, access is open to all IP addresses.

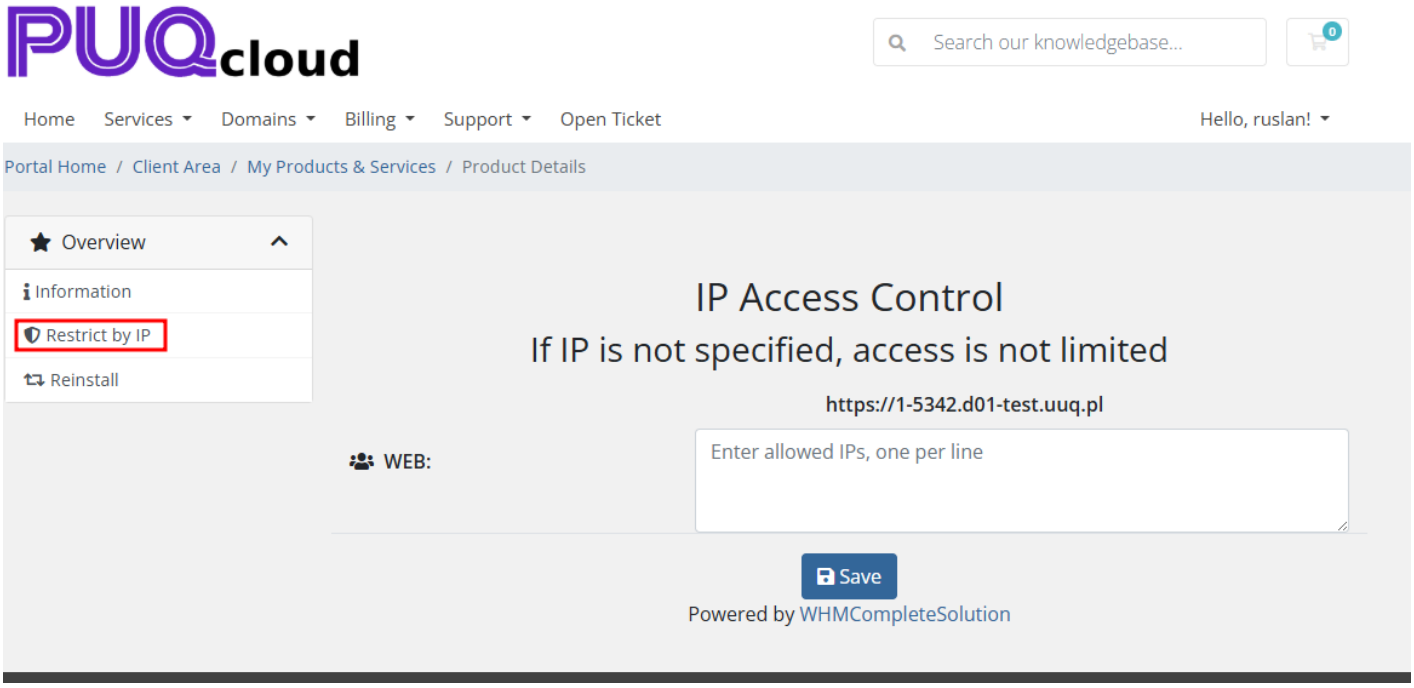

Reinstall

Docker Grafana module **WHMCS**

Order now | Download | FAQ | n8n

The client has the option to **fully reinstall the application**, which will result in **complete data loss**.

This action can be performed on the **Reinstall** page, which also includes **protection against accidental reinstallation**.

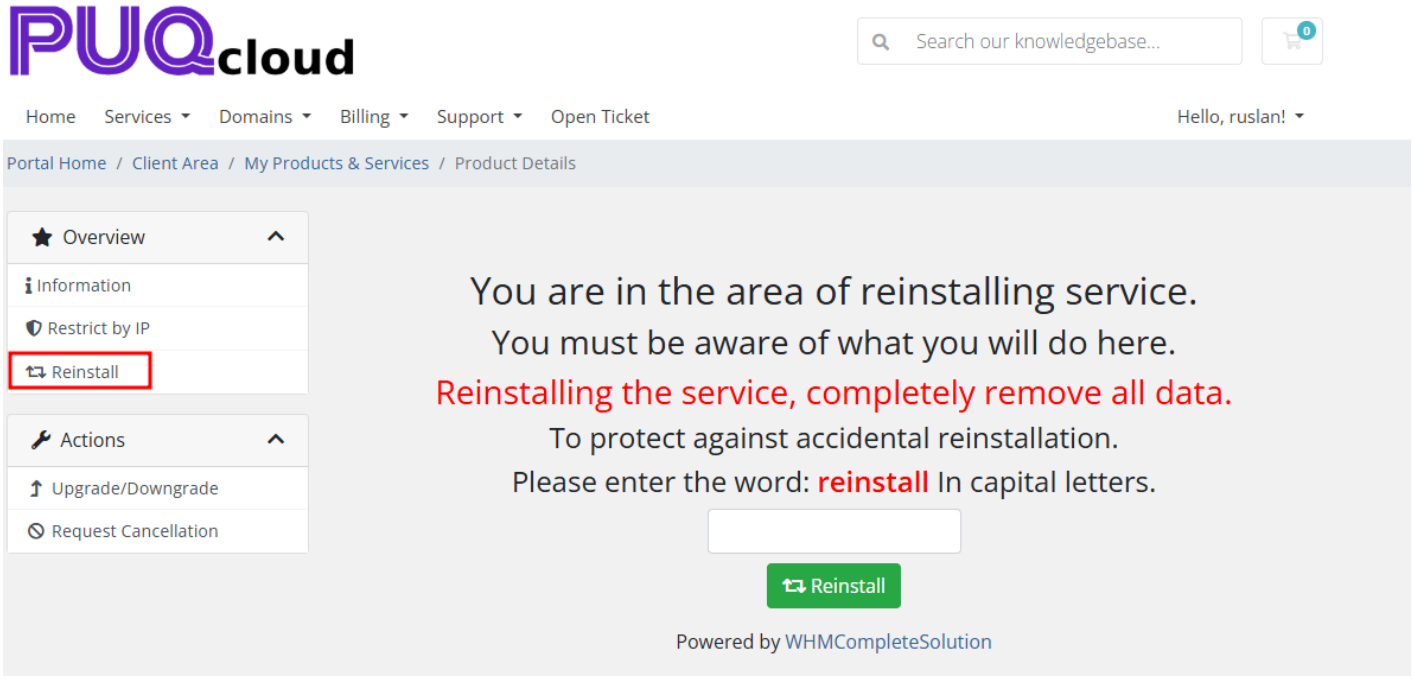

Metrics

Docker Grafana module **WHMCS**

Order now | Download | FAQ | n8n

If you use metrics for application traffic billing, the Metrics tab will display the usage statistics for the metrics.

