

Home screen

Docker Grafana module **WHMCS**

[Order now](#) | [Download](#) | [FAQ](#) | [n8n](#)

Client Area Overview - Logical Structure

The **main screen** of the client area is divided into **three logical sections**:

1. Navigation Block

- **"Go to Grafana"**: Direct link to access the application.
- **"User Manual"**: Opens the official documentation or user guide.

2. Resource Usage Block


- Displays real-time statistics on container resource usage:
 - **CPU Usage**: Number of allocated CPUs and current load.
 - **Memory Usage**: RAM consumption, helping clients understand available capacity.
 - **Disk Usage**: Storage consumption within the container.
- This section is crucial for users to **monitor performance** and determine whether they need to **upgrade their package**.

3. Application Information & Controls

- **Application Version**: Displays the installed software version.
- **Owner Information**: Indicates the primary administrator of the application.
- **User List**: Shows active users associated with the instance.
- **Reset Password Button**: Allows the client to reset the administrator password for the application.

This **clear structure** ensures that users have **quick access** to their application, **real-time monitoring** of resource usage, and **essential management functions** in one place.

 Go to Grafana

 User manual

 Status: **running**

 CPU usage: **2.1%**  1 CPU 97.76%



 Memory usage: **8.22%**  84.21MiB / 1GiB 91.78%

 Disk usage: **3%**  21M / 974M 97%




<https://1-5355.d01-test.uuq.pl/>

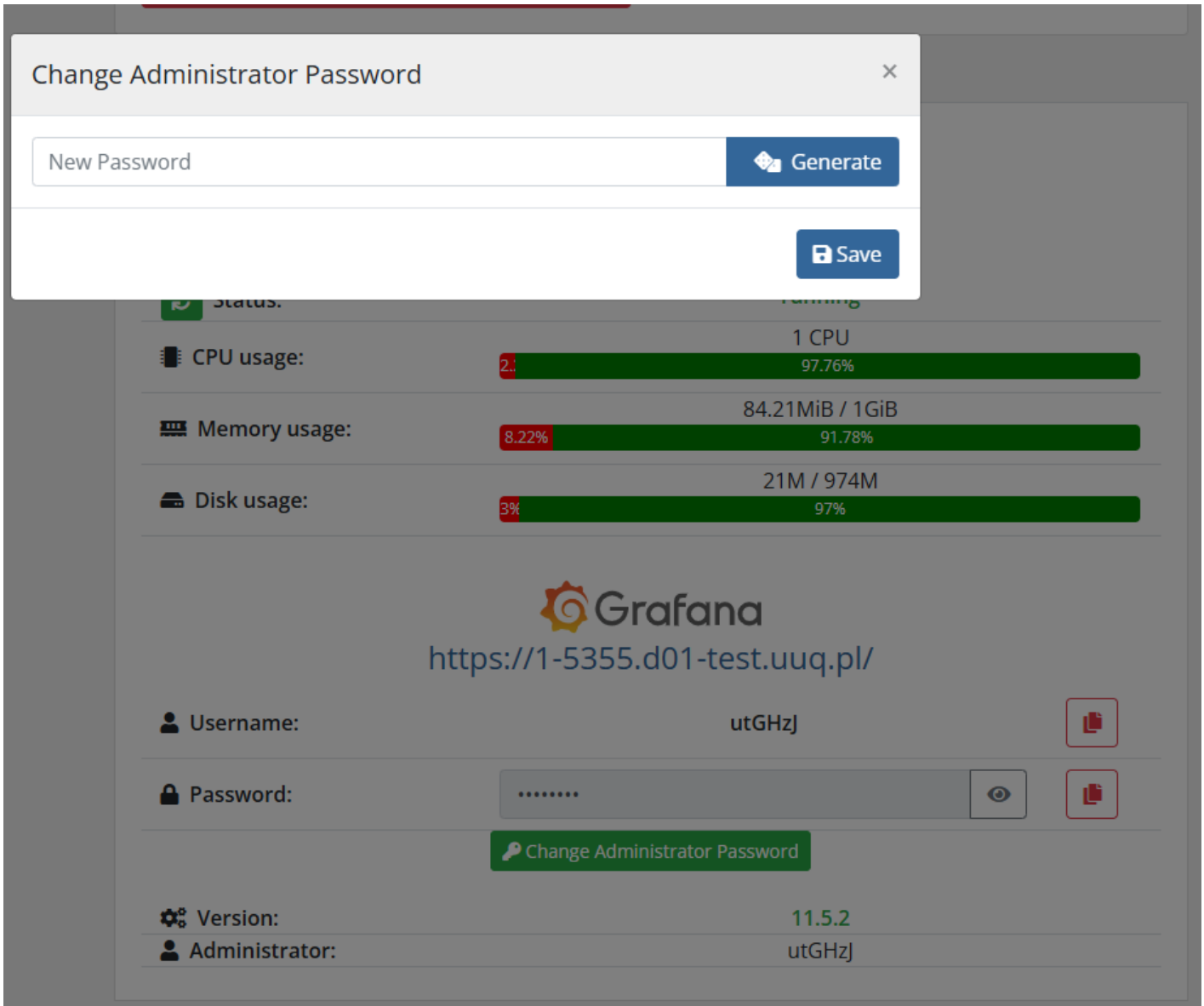
 Username: **utGHZj** 

 Password:  

 [Change Administrator Password](#)

 Version: **11.5.2**

 Administrator: **utGHZj**



Revision #2

Created 23 March 2025 15:21:44 by Ruslan

Updated 26 March 2025 06:02:21 by Yuliia Noha