

# Email Template (puqDockerInfluxDB Welcome Email)

Docker InfluxDB module **WHMCS**

[Order now](#) | [Download](#) | [FAQ](#) | [n8n](#)

Create an email template for customer notifications.

System Settings->Email Templates->Create New Email Template

- **Email Type:** Product/service
- **Unique Name:** puqDockerInfluxDB Welcome Email

## Create New Email Template ×

Email Type

Product/Service ▾

Unique Name

puqDockerInfluxDB Welcome Email

Cancel

Create

**Subject:**

InfluxDB Order Information

**Body:**

Dear {\$client\_name},

Your order has been accepted for implementation.

Product/Service: {\$service\_product\_name}

Payment Method: {\$service\_payment\_method}

Amount: {\$service\_recurring\_amount}

Billing Cycle: {\$service\_billing\_cycle}

Next Due Date: {\$service\_next\_due\_date}

The installation and setup of your InfluxDB instance is in progress.

Within the next 4-5 minutes, you will be able to use your InfluxDB instance.

Upon your first login, you will need to create an account.

Here is the link to your InfluxDB server.





[https://{\\$service\\_domain}/](https://{$service_domain}/)




















Thank you for choosing us.

{\$signature}

Subject: InfluxDB Order Information

File ▾ Edit ▾ View ▾ Insert ▾ Format ▾ Table ▾ Help ▾

Paragraph ▾ Verdana ▾ 11pt ▾ **B** *I* ~~S~~ U A ▾ **A** ▾    

Dear **{ \$client\_name },**

Your order has been accepted for implementation.

Product/Service: **{ \$service\_product\_name }**  
Payment Method: **{ \$service\_payment\_method }**  
Amount: **{ \$service\_recurring\_amount }**  
Billing Cycle: **{ \$service\_billing\_cycle }**  
Next Due Date: **{ \$service\_next\_due\_date }**


The installation and setup of your InfluxDB instance is in progress.  
Within the next 4-5 minutes, you will be able to use your InfluxDB instance.

Upon your first login, you will need to create an account.

Here is the link to your InfluxDB server.  
[https://{ \\$service\\_domain }/](https://{ $service_domain }/)

Thank you for choosing us.

{ \$signature }

P 82 WORDS POWERED BY TINYMCE 

Revision #3

Created 23 March 2025 17:03:48 by Ruslan

Updated 26 March 2025 06:10:35 by Yuliia Noha