

# Email Template (puqDockerMinIO Welcome Email)

Docker MinIO module **WHMCS**

[Order now](#) | [Download](#) | [FAQ](#) | [n8n](#)

Create an email template for customer notifications.

System Settings->Email Templates->Create New Email Template

- **Email Type:** Product/service
- **Unique Name:** puqDockerMinIO Welcome Email

Create New Email Template ✕

Email Type

Product/Service ▼

Unique Name

puqDockerMinIO Welcome Email

Cancel

Create

**Subject:**

## MinIO Order Information

### Body:

Dear {{client\_name}},

Your order has been accepted for implementation.

Product/Service: {{service\_product\_name}}

Payment Method: {{service\_payment\_method}}

Amount: {{service\_recurring\_amount}}

Billing Cycle: {{service\_billing\_cycle}}

Next Due Date: {{service\_next\_due\_date}}

The installation and setup of your MinIO instance is in progress.

Within the next 4 minutes, you will be able to use your MinIO instance.

Upon your first login, you will need to create an account.

Here is the link to your MinIO server.

[https://console.{{service\\_domain}}/](https://console.{{service_domain}}/)

Thank you for choosing us.

{{signature}}

Subject: 





MinIO Order Information






















FileEditViewInsertFormatTableHelp

ParagraphVerdana11pt

**B***I*~~S~~UA

A





Dear **{ \$client\_name }**,

Your order has been accepted for implementation.

Product/Service: **{ \$service\_product\_name }**  
Payment Method: **{ \$service\_payment\_method }**  
Amount: **{ \$service\_recurring\_amount }**  
Billing Cycle: **{ \$service\_billing\_cycle }**  
Next Due Date: **{ \$service\_next\_due\_date }**

The installation and setup of your **MinIO** instance is in progress.  
Within the next 4 minutes, you will be able to use your **MinIO** instance.

Upon your first login, you will need to create an account.

Here is the link to your **MinIO** server.

**[https://console.{ \\$service\\_domain }/](https://console.{ $service_domain }/)**

Thank you for choosing us.

{ \$signature }

P

82 WORDS POWERED BY TINYMCE