

Client Area

- [Home screen](#)
- [IP Access Control](#)
- [Reinstall](#)
- [Metrics](#)

Home screen

Docker n8n module **WHMCS**

[Order now](#) | [Download](#) | [FAQ](#) | [n8n](#)

Client Area Overview - Logical Structure

The **main screen** of the client area is divided into **three logical sections**:

1. Navigation Block

- **"Go to n8n"**: Direct link to access the application.
- **"User Manual"**: Opens the official documentation or user guide.

2. Resource Usage Block

- Displays real-time statistics on container resource usage:
 - **CPU Usage**: Number of allocated CPUs and current load.
 - **Memory Usage**: RAM consumption, helping clients understand available capacity.
 - **Disk Usage**: Storage consumption within the container.
- This section is crucial for users to **monitor performance** and determine whether they need to **upgrade their package**.

3. Application Information & Controls

- **Application Version**: Displays the installed software version.
- **Owner Information**: Indicates the primary administrator of the application.
- **User List**: Shows active users associated with the instance.
- **Reset Password Button**: Allows the client to reset the administrator password for the application.

This **clear structure** ensures that users have **quick access** to their application, **real-time monitoring** of resource usage, and **essential management functions** in one place.



Go to n8n



User manual



Status:

running



CPU usage:

2 CPU

99.99%



Memory usage:

134.5MiB / 1GiB

13.13%

86.87%



Disk usage:

440K / 2.0G

99%



n8n

<https://n8n-1-5324.app.d01-test.uuq.pl/>



Change Owner Password



Version:

1.78.1



Owner:

it@puq.pl



Users:


test1@puqcloud.com, test@puqcloud.com

Change Owner Password




New Password

 Save

 CPU usage:

2 CPU


99.99%

 Memory usage:

134.5MiB / 1GiB

13.13%

86.87%


 Disk usage:


440K / 2.0G

99%




<https://n8n-1-5324.app.d01-test.uuq.pl/>


 Change Owner Password

 Version:

1.78.1

 Owner:

it@puq.pl

 Users:

test1@puqcloud.com, test@puqcloud.com

IP Access Control

Docker n8n module **WHMCS**

[Order now](#) | [Download](#) | [FAQ](#) | [n8n](#)

In the client area, the client can configure access to their resource by entering allowed IP addresses in the appropriate section on the **Restrict by IP** page.

If no IP addresses are specified, access is open to all IP addresses.



The screenshot displays the PUQcloud client interface. At the top, the PUQcloud logo is on the left, and a search bar and user profile (Hello, ruslan!) are on the right. A navigation menu includes Home, Services, Domains, Billing, Support, and Open Ticket. The breadcrumb trail reads: Portal Home / Client Area / My Products & Services / Product Details.

On the left sidebar, under the 'Information' section, the 'Restrict by IP' option is highlighted with a red rectangle. Other options include Overview, Reinstall, Actions, Upgrade/Downgrade, and Request Cancellation.

The main content area is titled 'IP Access Control' with the subtitle 'If IP is not specified, access is not limited'. Below this, the URL 'https://1-5336.app.d01-test.uuq.pl' is shown. Under the 'WEB:' section, a text box contains the IP addresses '77.87.125.1' and '77.87.125.3'. A 'Save' button is located at the bottom right of the configuration area. The footer indicates 'Powered by WHMCompleteSolution'.

Reinstall

Docker n8n module **WHMCS**

[Order now](#) | [Download](#) | [FAQ](#) | [n8n](#)

The client has the option to **fully reinstall the application**, which will result in **complete data loss**.

This action can be performed on the **Reinstall** page, which also includes **protection against accidental reinstallation**.



[Home](#) [Services](#) [Domains](#) [Billing](#) [Support](#) [Open Ticket](#)

Hello, ruslan!

[Portal Home](#) / [Client Area](#) / [My Products & Services](#) / [Product Details](#)

★ Overview	^
i Information	
🛡️ Restrict by IP	
🔄 Reinstall	
🔧 Actions	^
⬆️ Upgrade/Downgrade	
🚫 Request Cancellation	

You are in the area of reinstalling service.

You must be aware of what you will do here.

Reinstalling the service, completely remove all data.

To protect against accidental reinstallation.

Please enter the word: **reinstall** In capital letters.

Reinstall


Powered by WHMCompleteSolution

Metrics

Docker n8n module WHMCS

[Order now](#) | [Download](#) | [FAQ](#) | [n8n](#)

If you use metrics for application traffic billing, the Metrics tab will display the usage statistics for the metrics.



Docker n8n 1
Docker n8n

ACTIVE

↑ Upgrade

⊘ Request Cancellation

Sunday, March 9th, 2025

First Payment Amount

\$2.00

Recurring Amount

\$1.00

Billing Cycle

Monthly

Next Due Date

Wednesday, April 9th, 2025

Payment Method

PayPal

Manage

Metrics

This product has usage-based billing charges in addition to the base price. Usage metrics and their pricing information are displayed below.

Metric	Current Usage	Pricing	Last Update
Traffic IN (GB)	0.00 GB	\$4.00 / GB	5 hours ago
Traffic OUT (GB)	0.01 GB	\$4.00 / GB	5 hours ago

Powered by WHMCompleteSolution