

# Client Area

- [Home screen](#)
- [Manage Emby Connect](#)
- [Add Media Account](#)
- [Management Media account](#)

# Home screen


## Emby Family module **WHMCS**

[Order now](#) | [Download](#) | [FAQ](#)

The end customer, after logging in to his own customer panel, has access to the following information and options

- Link to the user manual (which was defined by the administrator when setting up the service.).
- Emby server address
- Authorization data
- User informations
- List of active devices
- List of enabled user libraries
- Drop all devices
- Change the Emby user password
- Add/Manage Emby Connect account
- Add/Management/Delete Media Account
- Drop Account Devices
- List of Media Accounts

- ★ Overview ^
- i Information
- ⚙ Manage Emby Connect
- 👤 Add Media Account
- 🔧 Actions ^
- 🔑 Change Password
- ⚙ Drop All Devices
- 🔄 Request Cancellation



PUQ Emby Family  
PUQ Emby Family1

ACTIVE

🔄 Request Cancellation

Registration Date  
Friday, July 12th, 2024


Recurring Amount  
2.00 EUR


Billing Cycle  
Monthly


Next Due Date  
Monday, August 12th, 2024

Payment Method  
PayPal

🌐 Manage


 User manual

 Web interface

 Emby Connect


👤 Username:


em1-7-5230-by1



🔒 Password:


.....





🔑 Emby Connect Username:

Username not entered



📺 Libraries:

Movies

Cartoons

Sport

Movies

👤 Status:

Enable

💻 Active Devices:

0


Device Name	App Name	Last Activity
-------------	----------	---------------

🔒 Streaming bitrate limit:

12 Mbps


👤 Count of Media Account:

1/11

 Add Media Account

✓

em1-7-5230-by1-test  
Emby Connect: off

 Account Management

# Manage Emby Connect

## Emby Family module **WHMCS**

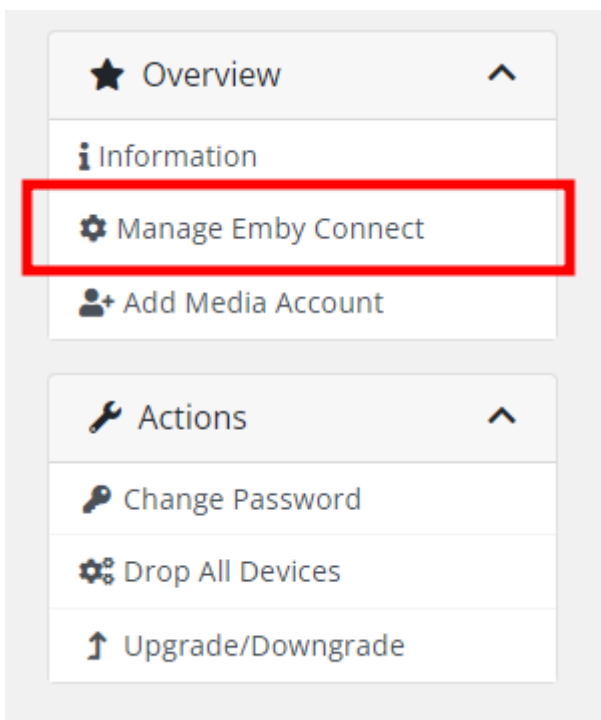
[Order now](#) | [Download](#) | [FAQ](#)

Here you can add an Emby Connect Username for main user


If you leave the field empty, Emby Connect will be disabled.

Register the email in **Emby Connect**.

One Emby Connect username can only be linked to one Emby account.



# Emby Connect Username

 If you leave the field empty, Emby Connect will be disabled.

 Emby Connect Username:

Save






Powered by [WHMCompleteSolution](#)

# Add Media Account

## Emby Family module **WHMCS**

[Order now](#) | [Download](#) | [FAQ](#)

### Add Media Account

 Username:	<div>7-5145-</div> <div>test</div>
 Password:	<div>123123</div> <div> Generate</div>
 Disable libraries:	<div>Cartoons</div> <div><div>Movies</div></div>
<div> Add Media Account</div>	

**Username** - Set a media account username. It consists of the username of the main account and a unique name for this media account.

**Password** - Write a password for registering the media account, or generate one by clicking Generate.

**Disable libraries** - Here are all the libraries available to the main account. If you want to restrict access for this media account to any of the libraries, simply select that library.

Press **Ctrl** to select multiple libraries.  
Press **Shift** to select all libraries.

# Management Media account

## Emby Family module WHMCS

[Order now](#) | [Download](#) | [FAQ](#)

Management Media account

Save Changes

Delete Media account

Enabled:

☒

Username:

7-5145-test

Password:

123123

Generate

Disable libraries:

Cartoons

Movies

Emby Connect Email:

test@gmail.com

Account Active Devices

Drop Account Devices

Device Name	App Name	Last Activity
Google Chrome Windows	Emby Web	2024-05-03T18:11:59.0000000Z

**Enabled** - Update account status.

**Username** - Set a media account username. It consists of the username of the main account and a unique name for this media account.

**Password** - Write a password for registering the media account, or generate one by clicking Generate.

**Disable libraries** - Here are all the libraries available to the main account. If you want to restrict access for this media account to any of the libraries, simply select that library.

Press **Ctrl** to select multiple libraries.  
Press **Shift+Ctrl** from top to bottom of list to select all libraries.

**Emby Connect Email** - add an Emby Connect Username for media account

If you leave the field empty, Emby Connect will be disabled.

Register the email in **Emby Connect**.

One Emby Connect username can only be linked to one Emby account.

## Media account active devices

Here is a list of active devices for this account.

Press "Drop Account Devices" to sign out from the devices.

### Account Active Devices

Drop Account Devices

Device Name	App Name	Last Activity
Google Chrome Windows	Emby Web	2024-05-03T18:11:59.0000000Z

Powered by [WHMCompleteSolution](#)