

Home screen

Emby Family module **WHMCS**


[Order now](#) | [Download](#) | [FAQ](#)

The end customer, after logging in to his own customer panel, has access to the following information and options

- Link to the user manual (which was defined by the administrator when setting up the service.).
- Emby server address
- Authorization data
- User informations
- List of active devices
- List of enabled user libraries
- Drop all devices
- Change the Emby user password
- Add/Manage Emby Connect account
- Add/Management/Delete Media Account
- Drop Account Devices
- List of Media Accounts

- ★ Overview ^
- i Information
- ⚙️ Manage Emby Connect
- 👤+ Add Media Account

- 🔧 Actions ^
- 🔑 Change Password
- 🗑️ Drop All Devices
- 🛑 Request Cancellation



PUQ Emby Family
PUQ Emby Family1

ACTIVE

🛑 Request Cancellation

Registration Date
Friday, July 12th, 2024


Recurring Amount
2.00 EUR


Billing Cycle
Monthly


Next Due Date
Monday, August 12th, 2024


Payment Method
PayPal



🌐 Manage



User manual


Web interface


Emby Connect

👤 Username: em1-7-5230-by1 

🔒 Password:  

🔗 Emby Connect Username: Username not entered 

📺 Libraries:

👤 Status: Enable

📺 Active Devices: 0

Device Name	App Name	Last Activity

🔒 Streaming bitrate limit: 12 Mbps

👤 Count of Media Account: 1/11

👤+ Add Media Account

✓

em1-7-5230-by1-test
Emby Connect: off

🔧 Account Management

Powered by WHMCompleteSolution

Revision #4

Created 3 May 2024 06:20:46 by Yuliia Noha

Updated 12 July 2024 05:37:41 by Yuliia Noha