

# Home screen


## Emby module **WHMCS**

[Order now](#) | [Download](#) | [FAQ](#)

The end customer, after logging in to his own customer panel, has access to the following information and options

- Link to the user manual (which was defined by the administrator when setting up the service.).
- Emby server address
- Authorization data
- User informations
- List of active devices
- List of enabled user libraries
- Drop all devices
- Change the Emby user password
- Add/Manage Emby Connect account

- ★ Overview ^
- i Information
- ⚙ Manage Emby Connect
- 🔧 Actions ^
- 🔑 Change Password
- ⚙ Drop All Devices
- ⬆ Upgrade/Downgrade
- ⌛ Request Cancellation



emby-test.uuq.pl

Emby

ACTIVE

⬆ Upgrade

⌛ Request Cancellation

Registration Date  
Tuesday, June 25th, 2024

Recurring Amount  
0.69 EUR

Billing Cycle  
Monthly

Next Due Date  
Thursday, July 25th, 2024

Payment Method  
Bank Transfer



🌐 Manage

 User manual

 Web interface

 Emby Connect

👤 Username: em-7-5209-by 

🔒 Password: .....  

🔗 Emby Connect Username: Username not entered 

📺 Libraries: 

Movies Cartoons Sport Movies

Beginner`s Programming Course

🔌 Status: Enable

💻 Active Devices: 0

Device Name	App Name	Last Activity
-------------	----------	---------------

🔒 Streaming bitrate limit: 30 Mbps

Revision #9

Created 9 November 2023 08:25:20 by Yuliia Noha

Updated 11 July 2024 11:32:42 by Yuliia Noha