

# Description

## Emby module **WISECP**

[Order now](#) | [Download](#) | [FAQ](#)

Thanks to the module, the company is able to offer public media services to its customers based on Emby accounts.

The module is used to create customer accounts on the previously prepared Emby server. The module enables You to define multiple public media packages and sell them at different prices. The module creates a customer account according to the selected package. The client can have many independent accounts in the media.

Moreover, the module seamlessly integrates with Emby Connect functionality, enabling users to access their media accounts across different devices and platforms with ease.

For the correct operation of the module, a pre-prepared Emby installation is required (the module does not assist in the installation of the Emby server and assumes that such installation is ready for operation through API.) Module use Emby API to manage clients account.

We have prepared a detailed installation manual for the module, including all the steps needed to implement the module, including the preparation of the Emby server, including all installation steps such as PHP, Emby , SSL certificates etc.

### **Requirements:**

WISECP: v3.1.5+, php: v8.x, Ioncube: V12+

Emby: v4.7+

## Functions:

- Auto create and deploy client account
- The module uses only the API to manage the accounts

- Module supports multilingualism (**Arabic, Bosnian, Czech, German, Greek, English, Spanish, Persian, French, Hungarian, Indonesian, Italian, Georgian, Latvian, Dutch, Polish, Portuguese, Romanian, Ukrainian**)
- The module shows all user info: enabled user libraries, active devices etc.
- Link to instructions for setting up the service in the client area.
- Emby Connect Integration: Seamlessly access media accounts across different devices and platforms using Emby Connect functionality.

## Available options in the admin panel:


- Create users
- Suspend users
- Terminate users
- Unsuspend users
- Change users password
- Change Package
- Drop all devices
- API connection status
- List of active devices
- List of enabled user libraries

## Available options in the client panel:

- List of active devices
- List of enabled user libraries
- Drop all devices
- Change the Emby user password
- Add/Manage Emby Connect account


Screenshot of the client area







Renew Now

General Information		Invoice #298
Service Group	Media	
Service Name	emby-test.uuq.pl	
Services Status	Active	
Payment Period	Monthly	
Renewed On	03.07.2024	
Next Due Date	03.08.2024	
Amount : 20zł		


User manual

Web interface


Drop All Devices


Emby Connect

### Management Media User


 Username


em-4-188-by




 Status


Enable


 Password




.....




 Save

 Emby Connect Username:


Username not entered




 Libraries

Movies

Movies

 Active Devices

10

 Show Record

Search

Device Name

App Name

Last Activity

No data available in table

# Screenshot of the Admin area

emby-test.uuq.pl Order Detail

Dashboard / Orders / emby-test.uuq.pl Order

Detail

Core

Blocks

Order Addons

Requirements

Upgrade / Downgrade

History

Cancellation / Refund

API Module

PUQ Emby

Drop All Devices

API answer OK

Username: em-4-188-by Is Disabled : NO

Movies

Movies

Emby Connect Username	Active Devices	Streaming bitrate limit
yulianoha@gmail.com	2	50 Mbps

10 Show Record Search

Device Name	App Name	Last Activity
Google Chrome Windows	Emby Web	2024-07-03T09:18:10.000000Z
Microsoft Edge Windows	Emby Web	2024-07-03T09:18:45.000000Z

Showing records from 2 to 1 - 2

Prev1Next

Usernameem-4-188-byPasswordCZILxKkEServeremby-test.uuq.pl

Overwrite package settings

☐ Overwriting the package settings is necessary to personalize the service if you need it.

Send changes to server

☐ To apply the changes on the server, it is necessary to check this checkbox.

Update

Revision #15  
Created 27 November 2023 08:22:04 by Yuliia Noha  
Updated 3 July 2024 13:29:54 by Yuliia Noha