







BACKUP section

[Order now](#) | [Download](#) | [FAQ](#)

The end client, having entered the BACKUP section of the client panel, has access to the following information and parameters:

- Navigation bar and status information on each card.
- Button to go to add a new backup
- Cards with information about the client's backups
 - Backup name
 - User directories
 - Web sites
 - DNS zones
 - Databases
 - Disk Space (Size)
 - Time and date the entry was created
 - Buttons for managing backups
 - Download
 - Restore
 - Delete

Adding a new backup



After clicking on the button, confirmation of the action is available in a pop-up window.

Backup restore

Create a new backup ?

After clicking on the button, confirmation of the action is available in a pop-up window.

Backup delete

Are you sure you want to Restore the Backup

After clicking on the button, confirmation of the action is available in a pop-up window.

serv1_fzlv_2_4861.2023-03-07_14-05-02.tar

Are you sure you want to delete the Backup

Revision: #8
Created 25 October 2022 09:40:55 by Dmytro Kravchenko
Updated 19 March 2024 13:08:00 by Dmytro Kravchenko

serv1_idle_2_4877.2023-04-12_05-10-07.tar