

Client Area

- [Home screen](#)
- [Add Media Account](#)
- [Management Media account](#)

Home screen

Jellyfin Family module **WHMCS**

[Order now](#) | [Download](#) | [FAQ](#)

The end customer, after logging in to his own customer panel, has access to the following information and options

- Link to the user manual (which was defined by the administrator when setting up the service.).
- Jellyfin server address
- Authorization data
- User informations
- List of active devices
- List of enabled user libraries
- Drop all devices
- Unblock user
- Change the Jellyfin user password
- Add/Management/Delete Media Account
- Drop Account Devices
- List of Media Accounts

- ★ Overview ^
- i Information
- + Add Media Account
- 🔧 Actions ^
- 🔑 Change Password
- ⚙️ Drop All Devices
- ⚙️ Unblock
- 🔄 Request Cancellation




Jellyfin Family
PUQ Jellyfin Family

ACTIVE

🔄 Request Cancellation



Registration Date
Friday, July 12th, 2024
Recurring Amount
2.00 EUR
Billing Cycle
Monthly
Next Due Date
Monday, August 12th, 2024
Payment Method
PayPal

🌐 Manage

 User manual

 Web interface

👤 Username: 7-5225 

🔒 Password:  

🔌 Status: Enable

📁 Libraries: Clips Movies

✖ Failed Login Attempt: 0/3

🔌 Active Devices: 1

Device Name	App Name	Last Activity
Chrome	Jellyfin Web	2024-07-12T08:17:39.6635919Z

🔌 Streaming bitrate limit: 12 Mbps


🔄 Sync Play Access: Allow to create and join groups

🔌 Count of Media Account: 1/11

+ Add Media Account



7-5225-test

 Account Management

Add Media Account

Jellyfin Family module **WHMCS**

[Order now](#) | [Download](#) | [FAQ](#)

Username - Set a media account username. It consists of the username of the main account and a unique name for this media account.

Password - Write a password for registering the media account, or generate one by clicking Generate.

Disable libraries - Here are all the libraries available to the main account. If you want to restrict access for this media account to any of the libraries, simply select that library.

Press **Ctrl** to select multiple libraries.

Press **Shift** to select all libraries.

Management Media account

Jellyfin Family module **WHMCS**

[Order now](#) | [Download](#) | [FAQ](#)

Save ChangesDelete Media account

☒ Enabled:

Username:

7-5157-test

Password:

sdfsdfsdfsdf

Generate

Disable libraries:

Beginner's Programming Course

Clips

Movies

Enabled - Update account status.

Username - Set a media account username. It consists of the username of the main account and a unique name for this media account.

Password - Write a password for registering the media account, or generate one by clicking Generate.

Disable libraries - Here are all the libraries available to the main account. If you want to restrict access for this media account to any of the libraries, simply select that library.

Press **Ctrl** to select multiple libraries.
Press **Shift** to select all libraries.

Media account active devices

Here is a list of active devices for this account.

Press "Drop Account Devices" to sign out from the devices.

Account Active Devices

Drop Account Devices

Device Name	App Name	Last Activity
Chrome	Jellyfin Web	2024-05-06T10:04:04.7989348Z