

Home screen

Jellyfin module **WHMCS**

[Order now](#) | [Download](#) | [FAQ](#)

The end customer, after logging in to his own customer panel, has access to the following information and options

- Link to the user manual (which was defined by the administrator when setting up the service.).
- Jellyfin server address
- Authorization data
- User informations
- List of active devices
- List of enabled user libraries
- Drop all devices
- Unblock user
- Change the Jellyfin user password

★ Overview ^

i Information


🔧 Actions ^

🔑 Change Password

⚙️ Drop All Devices

🔓 Unblock

🕒 Request Cancellation



Jellyfin
Jellyfin

ACTIVE

🕒 Request Cancellation

Registration Date
Monday, July 8th, 2024

Recurring Amount
1.00 EUR

Billing Cycle
Monthly


Next Due Date
Thursday, August 8th, 2024


Payment Method
PayPal

🌐 Manage

📘 User manual

🔗 Web interface

👤 Username: 7-5220 

🔒 Password: B..rw46h61oFA.L 

👤 Status: Enable

📺 Libraries:

Movies Playlists

✖ Failed Login Attempt: 0/3

👥 Active Sessions: 0/3

👤 Active Devices: 1

| Device Name | App Name | Last Activity |
|-------------|--------------|-----------------------------|
| Chrome | Jellyfin Web | 2024-07-09T10:48:34.903698Z |

👤 Streaming bitrate limit: 60 Mbps

🔄 Sync Play Access: Allow to create and join groups

Powered by WHMCompleteSolution

Revision #6

Created 2 November 2023 13:32:13 by Yuliia Noha

Updated 12 July 2024 12:41:01 by Yuliia Noha