

Client Area

Overview of the client-facing features available in the MinIO S3 WHMCS module, including the home screen, email notifications, and disk usage statistics.

- [Home screen](#)
- [Email notification](#)
- [Disk statistics](#)

Home screen

Screenshot when the account is in a normal state.

The end customer, after logging in to his own customer panel, has access to the following information and options:

- Link to the user manual (which was defined by the administrator when setting up the service)
- MinIO server address
- Authorization data (username and password with copy buttons)
- Usage statistics graph
- Table with data on the use of the service
- Bucket Information

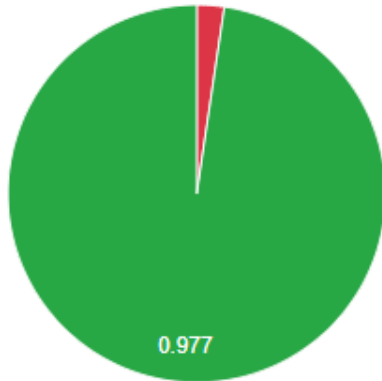
User manual

Web interface address: <https://console.minio-test.uuq.pl/>

Username: 7- - 3

Password:

Used space (GB)



● Used ● Free

Disk limit: 1 GB

Disk used: 0.0234 GB

Disk free: 0.9766 GB

Disk used percentage: 2.34%

Disk free percentage: 97.66%

Buckets name

Buckets name	Objects	Size
7- - It	37	0.0234 GB

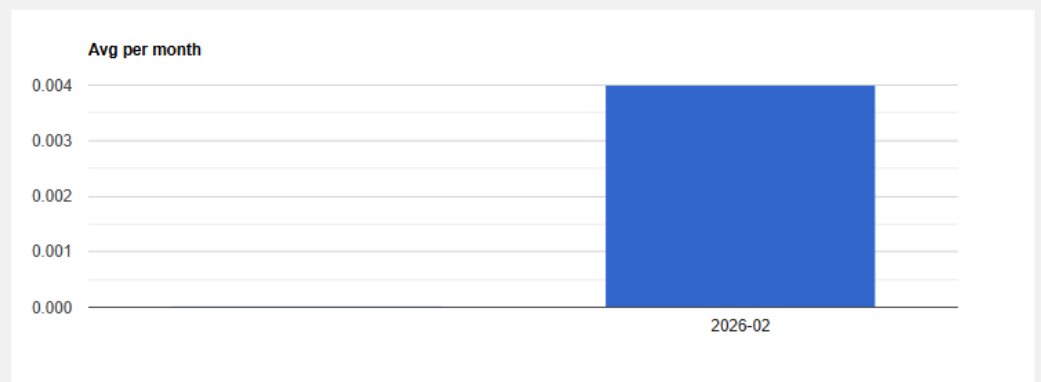
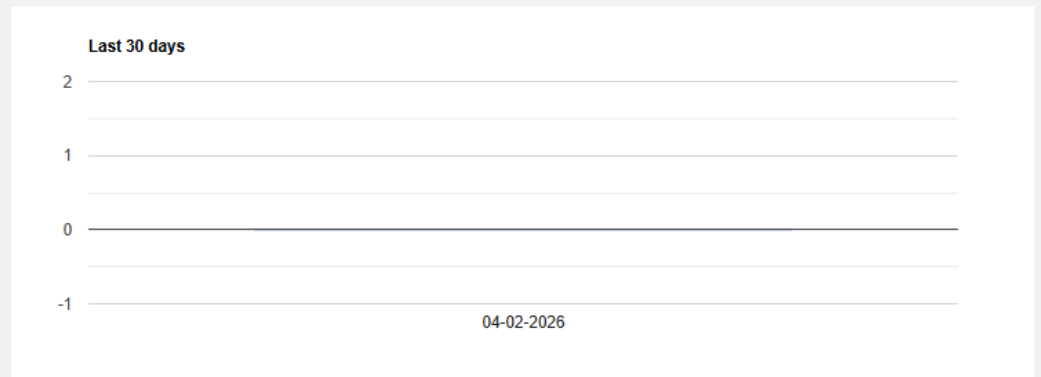
- ★ Overview ^
- i Information
- Used space statistics

- 🔧 Actions ^
- 🔑 Change Password
- ⚙️ Recalculate Disk Space
- ⬆️ Upgrade/Downgrade
- 🛑 Request Cancellation

- ★ Overview ^
- i Information
- Used space statistics

- 🔧 Actions ^
- 🔑 Change Password
- ⚙️ Recalculate Disk Space
- ⬆️ Upgrade/Downgrade
- 🛑 Request Cancellation

Used space statistics



Email notification

Below you can see an example of an email notification regarding data limit.

When the disk usage exceeds the configured percentage threshold, the system automatically sends an email notification to the customer using the configured email template.

[PUQ_\(dev\)](#)

Dear ruslan polovyi (TEST sp. z o. o.),

This letter informs you that the disk space usage limit is coming to an end.

Product/Service: **MinIOS3 10 GB**

Due Date: **18-08-2022**

Username: [333-1-4726-777](#)

Disk limit: **10 GiB**

Disk used: **9.8724 GiB (98.72 %)**

Disk free: **0.1276 GiB (1.28 %)**

puq (dev)

[visit our website](#) | [log in to your account](#) | [get support](#)

Copyright © PUQ (dev), All rights reserved.

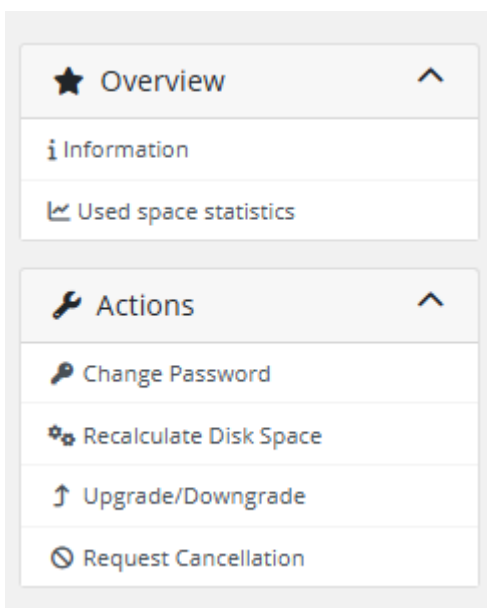
Disk statistics

Client can check the data usage statistics in the menu item **Used space statistics**.

The statistics page displays disk usage data collected by the WHMCS cron and stored in the database:

- **Last 30 days chart** — daily disk usage displayed as a column chart
- **Average per month chart** — monthly average disk usage

Both charts are rendered using Google Charts.



★ Overview ^

i Information

📊 Used space statistics

🔧 Actions ^

🔑 Change Password


🔧 Recalculate Disk Space

⬆️ Upgrade/Downgrade

🚫 Request Cancellation

Used space statistics

Last 30 days



Avg per month

