

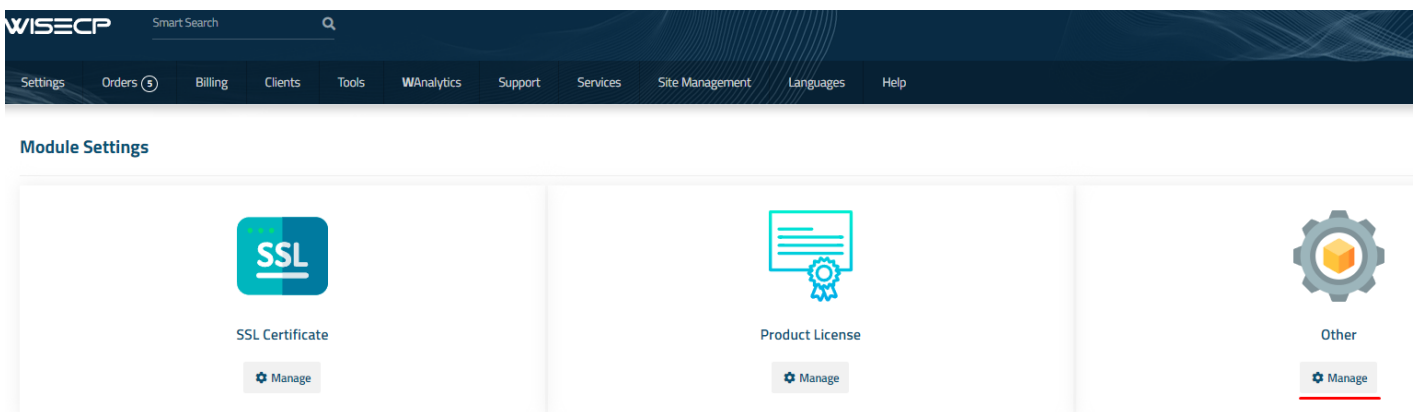

Add server (Nextcloud) in WISECP

Nextcloud module **WISECP**

[Order now](#) | [Download](#) | [FAQ](#)

1. Log in to the administrative area of your **WISECP**.
2. Go to module configuration.

Services -> Service Management -> Module Settings -> Other -> All Modules -> PUQ Nextcloud



Other

- Initial Settings
- All Modules**

Other

Dashboard / Module Settings / Other

- Initial Settings
- All Modules**

Search Within Modules

Write something...

- Initial Settings
- Initial Settings
- Initial Settings
- Initial Settings
- PUQ Nextcloud**
- Initial Settings
- Initial Settings

3. In the opened page, click the 'Add Server' button.

Other

Dashboard / Module Settings

- Initial Settings
- All Modules**

PUQ Nextcloud



License key

GDSFNX- -UZAPKG

2024-01-08T16:11:39+01:00

Check and Save

Version: 1.0

Web Site

Documentation

Changelog

+ Add New Server

Server Groups

Servers [Nextcloud](#)

10 Show Record

Search

#	Name	Status	Group	Default	IP/Domain	Usage Stats	
8	nextcloud-test.uuq.pl	active	Default	✔	nextcloud-test.uuq.pl	1/10	

Showing records from 1 to 1 - 1

Prev 1 Next


4. On the opened page, enter all the necessary information:

- **Name:** Displayed name of the server.
- **Maximum Number of Accounts:** The number of services that can be on this server.
- **Server Group:** Optionally, choose the server group.
- **IP Address or Domain:** The address of the Nextcloud server you are connecting to.
- **Username/Password:** Username and Password on the Nextcloud server.
- Check the **SSL** box if you want to use SSL-encrypted connection. If necessary, specify the port and perform a connection test.

Other

Dashboard / Module Settings / Other

Initial Settings
All Modules



PUQ Nextcloud

[Go to Back](#)

Add New Server

Server Name	nextcloud-test.uuq.pl
Maximum Number of Accounts	112
Server Group	Default ▼
Default	<input type="checkbox"/> Set as default server in group
IP Address or Domain	nextcloud-test.uuq.pl
Username	wiseadmin
Password	R
SSL	<input checked="" type="checkbox"/> Connect using SSL
Port	443 <input type="checkbox"/> Change standard port
Test Connection	Test Connection

Add New Server

[Turn Back](#)

Revision #1

Created 10 December 2023 05:58:28 by Ruslan

Updated 10 December 2023 06:03:24 by Ruslan