

other

- [Grouping Client Products](#)

Grouping Client Products

To use this custom functionality, you must have whmcs installed and configured, with access to the whmcs system and to the whmcs file system with administrator rights.

Install and unzip grouping_client_products.zip

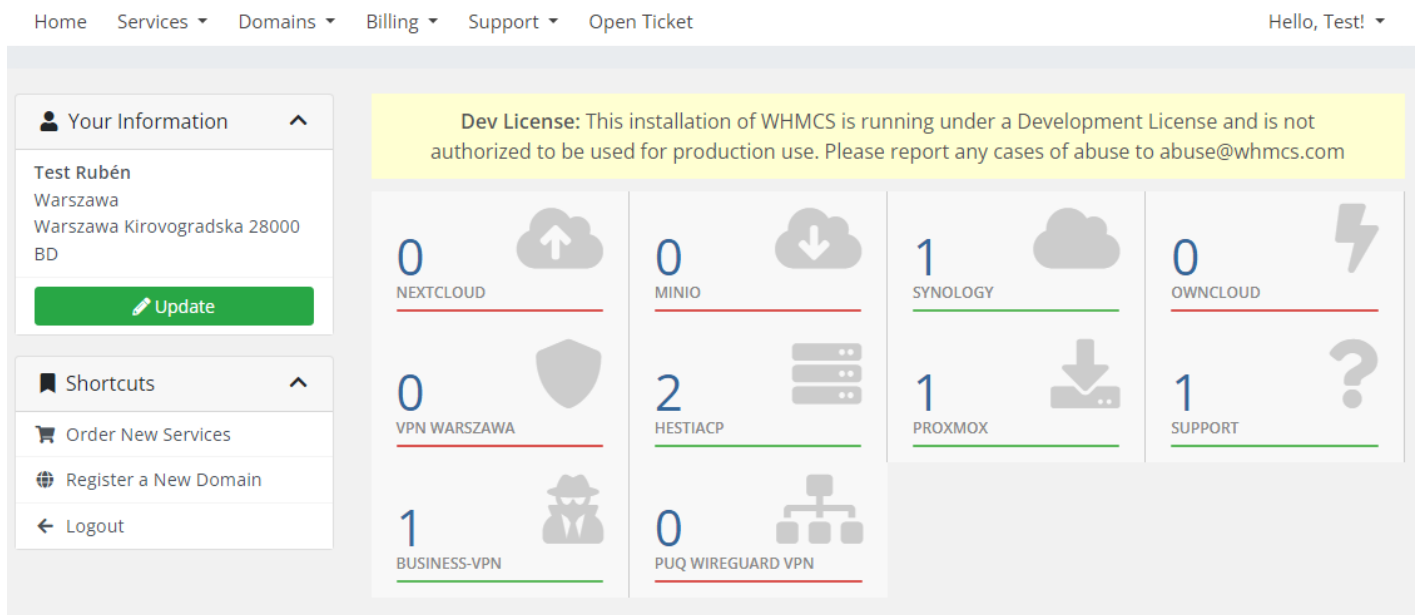
Move the `hooks_grouping_client_products.php` file to `includes>hooks`

Move the `grouping_client_products.tpl` file to `templates>twenty-one`

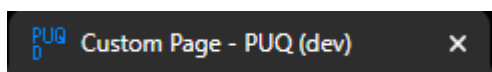
Move the `grouping_client_products.php` file to the root of your code, i.e. to all other php files

To open this page enter `https://your.domain/grouping_client_products.php`

When you change the name of a .php file, the link `https://your.domain/your_file.php` also changes



To change the page title,

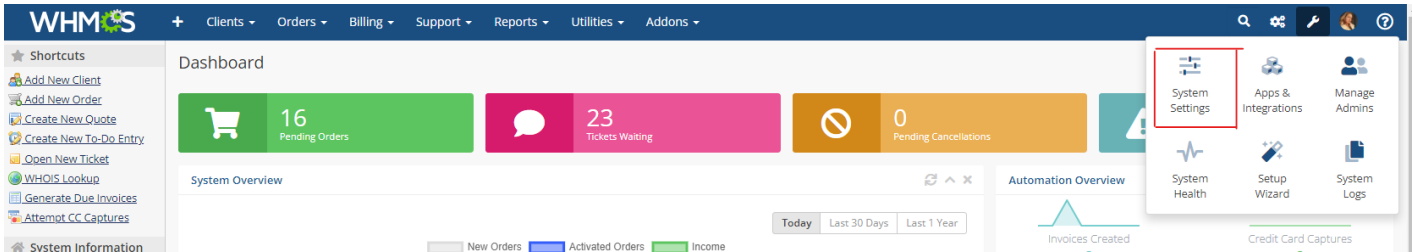


you need to change in `grouping_client_products.php`

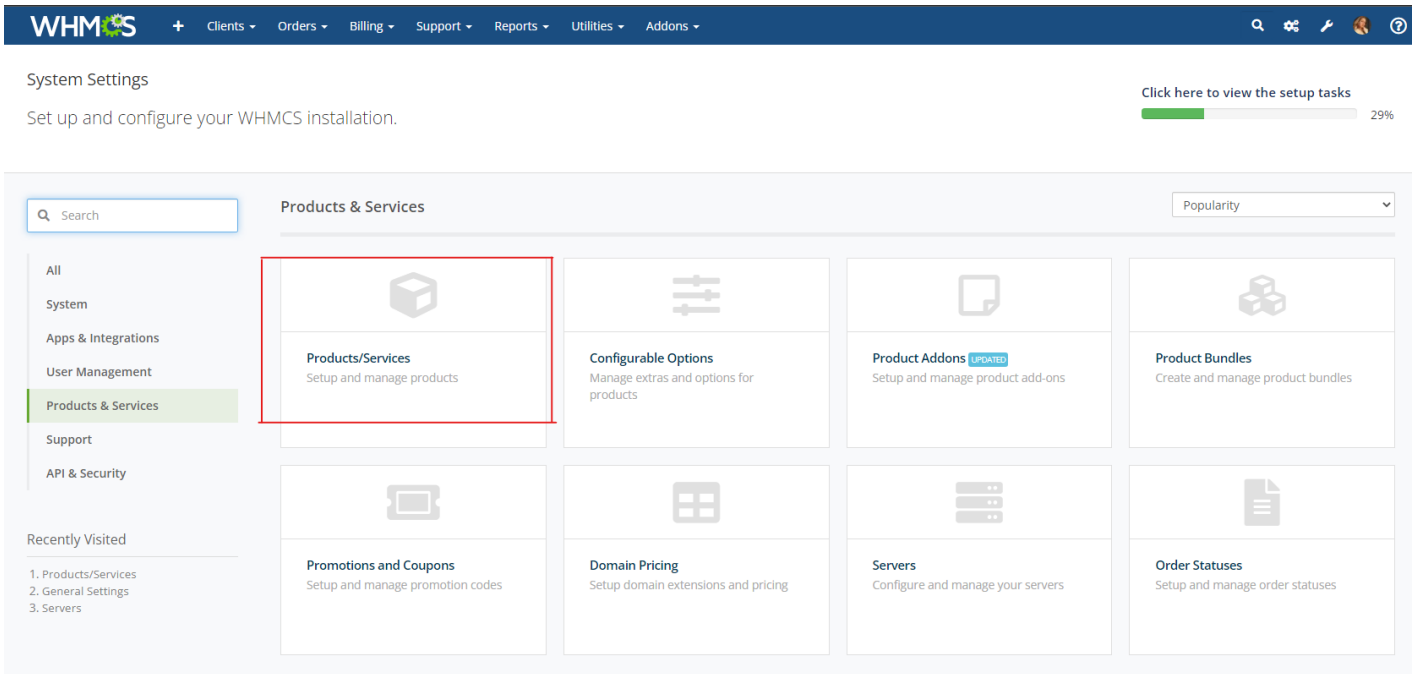
```
<?php
//Enter the page title in $title_of_page
$title_of_page = "your title";
```

Let's move on to the external changes. To add/change an icon to a product group, you need to:

- 1. Log in to WHMCS on the admin panel
- 2. Go to System Settings.



Navigate to Products/Services.



Select the first product from the group and click on Edit

| Product Name | Type | Pay Type | Stock | Auto Setup | | | |
|----------------------------------|-------------------------------|-----------|-------|-----------------------|---|---|---|
| ✚ Group Name: Nextcloud (Hidden) | | | | | | |  |
| Nextcloud 1 GB | Other (PUQ Nextcloud) | Recurring | - | Instantly After Order |  |  |  |
| Nextcloud 2 GB | Other (PUQ Nextcloud) | Recurring | - | Instantly After Order |  |  |  |
| Nextcloud 0 GB | Other (PUQ Nextcloud) | Recurring | - | Instantly After Order |  |  |  |
| ✚ Group Name: MiniIO (Hidden) | | | | | | |  |
| MiniOS3 1 GB | Other (PUQ MiniIO S3) | Recurring | - | After First Payment |  |  |  |
| ✚ Group Name: Synology (Hidden) | | | | | | |  |
| Synology 1 GB | Other (PUQ Synology) | Recurring | - | After First Payment |  |  |  |
| ✚ Group Name: ownCloud | | | | | | |  |
| ownCloud 1 GB | Other (PUQ ownCloud) | Free | - | Instantly After Order |  |  |  |
| ownCloud 20 | Other (PUQ ownCloud) | Recurring | - | Instantly After Order |  |  |  |
| ✚ Group Name: VPN Warszawa | | | | | | |  |
| VPN Warszawa 10M/10M/10GB | Other (PUQ Mikrotik VPN) | Recurring | - | After First Payment |  |  |  |
| VPN Warszawa 20M/20M/20GB | Other (PUQ Mikrotik VPN) | Recurring | - | After First Payment |  |  |  |
| ✚ Group Name: HestiaCP | | | | | | |  |
| Hosting 10 Gb | Shared Hosting (PUQ HestiaCP) | Recurring | - | Instantly After Order |  |  |  |

Go to the "Custom Fields" tab and change the icon in the Description field.

The Field Name field should always be named "custom_icon". Without this, the script will not work and your icon will not be displayed.

Check the Admin Only parameter and save the changes

Products/Services


Edit Product

Details
Pricing
Module Settings
Custom Fields
Configurable Options
Upgrades
Free Domain
Cross-sells
Other
Links

Add New Custom Field

Field Name

custom_icon



Display Order


0

Field Type

Text Box

Description

fa fa-cloud-download



The explanation to show users

Validation

Regular Expression Validation String

Select Options

































For Dropdowns Only - Comma Separated List

☒ Admin Only
☐ Required Field
☐ Show on Order Form
☐ Show on Invoice

Save Changes

Cancel Changes

If you want to hide the group, select the group you want to hide and click on Edit.

| Product Name | Type | Pay Type | Stock | Auto Setup | | | |
|----------------------------------|--------------------------|-----------|-------|-----------------------|---|---|---|
| ✚ Group Name: Nextcloud (Hidden) | | | | | | |  |
| Nextcloud 1 GB | Other (PUQ Nextcloud) | Recurring | - | Instantly After Order |  |  |  |
| Nextcloud 2 GB | Other (PUQ Nextcloud) | Recurring | - | Instantly After Order |  |  |  |
| Nextcloud 0 GB | Other (PUQ Nextcloud) | Recurring | - | Instantly After Order |  |  |  |
| ✚ Group Name: MiniIO (Hidden) | | | | | | |  |
| MiniOS3 1 GB | Other (PUQ MiniIO S3) | Recurring | - | After First Payment |  |  |  |
| ✚ Group Name: Synology (Hidden) | | | | | | |  |
| Synology 1 GB | Other (PUQ Synology) | Recurring | - | After First Payment |  |  |  |
| ✚ Group Name: ownCloud | | | | | | |  |
| ownCloud 1 GB | Other (PUQ ownCloud) | Free | - | Instantly After Order |  |  |  |
| ownCloud 20 | Other (PUQ ownCloud) | Recurring | - | Instantly After Order |  |  |  |
| ✚ Group Name: VPN Warszawa | | | | | | |  |
| VPN Warszawa 10M/10M/10GB | Other (PUQ Mikrotik VPN) | Recurring | - | After First Payment |  |  |  |
| VPN Warszawa 20M/20M/20GB | Other (PUQ Mikrotik VPN) | Recurring | - | After First Payment |  |  |  |


Check the Hidden field and save the changes

Products/Services

Edit Group


Product Group Name

ownCloud




URL

http://whmcs-dev.puq.pl/store/ owncloud



Product Group Headline

owncloud - Select Your Perfect Plan



To translate the page to the group name, go to Edit of the selected group and click on the Translate button next to the Product Group Name field.

Products/Services

Edit Group

| | | |
|--|---|---------------------------|
| Product Group Name | <input type="text" value="ownCloud"/> | Translate |
| URL | http://whmcs-dev.puq.pl/store/owncloud | |
| Product Group Headline | <input type="text" value="eg. Select Your Perfect Plan"/> | Translate |
| Product Group Tagline | <input type="text" value="eg. With our 30 Day Money Back Guarantee You Can't Go Wrong!"/> | Translate |
| Group Features | <div>Features added here will be available in a product group for display.</div> <div><input type="text" value="Add a new feature (enter to save)"/></div> <div>Add New</div> | |
| Order Form Template | <input checked="" type="radio"/> Use System Default (Cloud Slider) <input type="radio"/> Use Specific Template | |
| Available Payment Gateways | <input checked="" type="checkbox"/> Bank Transfer | |
| Hidden | <input checked="" type="checkbox"/> Check if this is a hidden group | |
| <div>Save Changes Cancel Changes</div> | | |

Select the language you want to translate the group to, enter the name in that language, and click on Save Changes.

Translate Product Group Name



Localise the value of the selected field below. Leave a field empty to use the default value for that language.

Default Value

ownCloud

Arabic

Chinese

Danish

Farsi

Hebrew

Macedonian

Portuguese-br

Russian

Turkish

Azerbaijani

Croatian

Dutch

French

Hungarian

Norwegian

Portuguese-pt

Spanish

Ukrainian

Catalan

Czech

Estonian

German

Italian

Polish

Romanian

Swedish

Close

Save Changes