

# PTR IPv4 and IPv6

## PowerDNS module **WHMCS**

[Order now](#) | [Download](#) | [FAQ](#)

Module support PTR IPv4 and IPv6



The screenshot shows the WHMCS interface for adding a PTR record. A modal window titled "Add Record .2.0.192.in-addr.arpa" is open. The "Type" dropdown menu is expanded, showing various record types, with "PTR" highlighted in a red box. The "Name (required)" field is empty, and the "TTL" is set to "1 hr". Below the modal, a table lists existing PTR records for the domain "ns4.puqcloud.com".

Type	Name	Content	TTL	Actions
PTR	3.2.0.192.in-addr.arpa	server3.example.com.	3600	
PTR	2.2.0.192.in-addr.arpa	server2.example.com.	3600	
PTR	1.2.0.192.in-addr.arpa	server1.example.com.	3600	

Powered by WHMCompleteSolution


[◀ All DNS Zones](#)[+ Add Record](#)[↻ Reload DNS Zone](#)

## 2.0.192.in-addr.arpa

	SOA	ns1.puqcloud.com. admin.puqcloud.com. 1732013636 86400 7200 3600000	
---	-----	---	---







	NS	ns1.puqcloud.com
---	----	------------------

	NS	ns2.puqcloud.com
---	----	------------------

	NS	ns3.puqcloud.com
---	----	------------------

	NS	ns4.puqcloud.com
---	----	------------------

Show  entriesSearch: 

Type	Name	Content	TTL	Actions
PTR	3.2.0.192.in-addr.arpa	server3.example.com.	3600	 
PTR	2.2.0.192.in-addr.arpa	server2.example.com.	3600	 
PTR	1.2.0.192.in-addr.arpa	server1.example.com.	3600	 

[Previous](#) **1** [Next](#)Powered by [WHMCompleteSolution](#)

### Edit Record

Type: PTR | Name (required): 1.1.1.0.0.8.b.d.0.1.0.0.2.ip6.arpa | TTL: 1 hr

Domain name (required): host1.example.com

Buttons: Cancel, Edit Record

Show 50 entries | Search: [ ]

Type	Name	Content	TTL	Actions
PTR	1.1.1.0.0.8.b.d.0.1.0.0.2.i...	host1.example.com.	3600	[Edit] [Delete]

Page: Previous | 1 | Next

Powered by WHMCompleteSolution

Revision #2

Created 19 November 2024 04:06:53 by Ruslan

Updated 19 November 2024 04:08:02 by Ruslan