

6a. Email Template (puqProxmoxVKM Welcome Email)

[Order now](#) | [Download](#) | [FAQ](#)

Create an email template for customer notifications.

System Settings->Email Templates->Create New Email Template

- **Email Type:** Product/service
- **Unique Name:** puqProxmoxVKM Welcome Email

Subject: Create New Email Template

Virtual Machine Order Information

Product/Service

Body:

Unique Name

Dear {\$client_name},

Your order has been accepted for implementation.

Installing and pre-configuring the virtual machine will take some time.

Please wait for an e-mail with information that the virtual machine is ready for use, also with access parameters.

Product/Service: {\$service_product_name}

Payment Method: {\$service_payment_method}

Amount: {\$service_recurring_amount}

Billing Cycle: {\$service_billing_cycle}

Next Due Date: {\$service_next_due_date}

Important note - if you have also purchased the backup options, do not forget to configure

the schedule in the service' s subpage.


Thank you for choosing us.





{signature}

Subject: Virtual Machine Order Information

File Edit View Insert Format Table Help

Paragraph Verdana 11pt

B *I* ~~S~~ U A 

Revision #7

