

# 6b. Email Template (puqProxmoxKVM VM is ready)

ProxmoxKVM module **WHMCS**

[Order now](#) | [Download](#) | [FAQ](#)

Create an email template for customer notifications.

System Settings->Email Templates->Create New Email Template

- **Email Type:** Product/service
- **Unique Name:** puqProxmoxKVM VM is ready

**Subject:** New Email Template

Virtual Machine is ready

Product/Service

**Body:**

**Unique Name**

Dear {\$client\_name},

Your virtual machine is already ready.

You can connect to it using data.

Product/Service: {\$service\_product\_name}

Payment Method: {\$service\_payment\_method}

Amount: {\$service\_recurring\_amount}

Billing Cycle: {\$service\_billing\_cycle}

Next Due Date: {{\$service\_next\_due\_date}}

IP address: {{\$service\_dedicated\_ip}} or {{\$service\_domain}}

Username: {{\$service\_username}}






Password: {{\$service\_password}}

Thank you for choosing us.

{{\$signature}}

Subject: Virtual Machine is ready

Revision#7 View Insert Format Table Help

Created 6 September 2022 12:44:51 by Ruslan  
Paragraph Verdana 11pt **B** *I* ~~S~~ U A     

Updated 11 June 2024 09:35:31 by Yuliia Noha