

6c. Email Template (puqProxmoxKVM Reset password)

[Order now](#) | [Download](#) | [FAQ](#)

Create an email template for customer notifications.

System Settings->Email Templates->Create New Email Template

- **Email Type:** Product/service
- **Unique Name:** puqProxmoxKVM Reset password

Subject: Create New Email Template

Reset password is ready

Product/Service

Body:

Unique Name

Dear {\$client_name},

Password reset successful.

IP address: {\$service_dedicated_ip} or {\$service_domain}

Username: {\$service_username}

Password: {\$service_password}

Thank you for choosing us.





{\$signature}





















Subject:

Reset password is ready

File Edit View Insert Format Table Help

Paragraph Verdana 11pt

B *I* ~~S~~ U A A    

Dear **{ \$client_name }**,

Password reset successful.

IP address: **{ \$service_dedicated_ip }** or **{ \$service_domain }**
Username: **{ \$service_username }**
Password: **{ \$service_password }**

Thank you for choosing us.

{ \$signature }

P

26 WORDS POWERED BY TINYMCE