

Configurable Option (Operating system selection)

ProxmoxKVM module **WHMCS**


[Order now](#) | [Download](#) | [FAQ](#)

In order for the client to have a choice of operating system in the configuration of the virtual machine. You need to configure the Configurable Option and connect them to the package.


Create Group

Add new Configurable Option to WHMCS


System Settings->Configurable Option->Create a New Group

 Configuration


[General Settings](#)
[Apps & Integrations](#)
[Sign-In Integrations](#)
[Automation Settings](#)
[MarketConnect](#)
[Notifications](#)
[Storage Settings](#)
[Application Links](#)
[OpenID Connect](#)
[Email Templates](#)
[Addon Modules](#)
[Client Groups](#)
[Custom Client Fields](#)
[Fraud Protection](#)

 Staff Management

[Administrator Users](#)
[Administrator Roles](#)
[Two-Factor Authentication](#)
[Manage API Credentials](#)

 Payments


[Currencies](#)
[Payment Gateways](#)
[Tax Configuration](#)
[Promotions](#)


 Products/Services

[Products/Services](#)
[Configurable Options](#)
[Product Addons](#)
[Product Bundles](#)
[Domain Pricing](#)
[Domain Registrars](#)

Configurable Option Groups

Configurable options allow you to offer addons and customisation options with your products.

 Create a New Group

 Duplicate a Group

| Group Name |
|------------------|
| KVM-2/2/10 |
| KVM-4/4/20 |
| Operating system |
| VPS-WAW-WIN |

Enter the group name, description, and select the products you need.

Group Name: Operating system

Configurable Option Groups

Create a New Group

Group Name

Operating system

Description

Assigned Products

VPN Warszawa - VPN Warszawa 10M/10M/10GB

VPN Warszawa - VPN Warszawa 20M/20M/20GB

MinIO - MinIOS3 10 GB

Nextcloud - Nextcloud 10 GB

Synology - Synology 10 GB

proxmox - KVM 4/4/20

proxmox - KVM 2/2/10

proxmox - KVM 2/2/10 real IP

Save Changes

Back to Groups List

Add Configurable Option

After saving, create a new Configurable Option

Configurable Option Groups

Manage Group

Group Name

Operating system

Description

Assigned Products

WHMCS Module Reseller - WHMCS Module Reseller (1 year)

WHMCS Module MinIO S3 - WHMCS Module MinIO S3 (1 month)

WHMCS Module MinIO S3 - WHMCS Module MinIO S3 (1 year)

VPN Warszawa - VPN Warszawa 10M/10M/10GB

VPN Warszawa - VPN Warszawa 20M/20M/20GB

MinIO - MinIOS3 10 GB

Nextcloud - Nextcloud 10 GB

Synology - Synology 10 GB

proxmox - KVM 4/4/20

Configurable Options

Add New Configurable Option

| Option | Sort Order | Hidden |
|------------------|------------|--------|
| No Records Found | | |

Save Changes

Back to Groups List

Price definitions

In this part of the settings, we define individual price lists for selected individual options.

We use the WHMCS standard and add the sign "|" to describe the individual options. The convention presented in our guide must be followed on the left side of the sign. To the right of the sign "|" we give the name that will be displayed in the views for the user (admin, client)

It is very important to enter the names of the options precisely, because they are also used to define the settings and any mistakes or typos will prevent the correct operation of the entire ordering process and starting the virtual machine.

Option name

Option Name: **OS|Operating system**

You can replace the name "**Operating system**" with your own, ie: My offered system.

It is important that the option name be started with the prefix "OS |"

Options

The Options format is this: **template_id|name of system** separated by "|"

You can replace the name "name of system" with your own, ie: Debian, Nextcloud, my system x etc.

template_id is the number of a specific template machine uploaded to proxmox and recreated as template.

It is important that the options be started with the prefix "template_id |"

Please look at this example - as options we have defined: *1010|Debian-10.12*.

We use that precise text string because we have deployed on Proxmox node/cluster template with VM_ID: 1010 which is based on Debian 10 release.

Configurable Options

Option Name: OS | Operating systemOption Type: Dropdown

| Options | | | One Time/ Monthly | Quarterly | Semi- Annual | Annual | Biennial | Triennial | Order | Hide |
|---------------------|-----|---------|----------------------|-----------|-----------------|--------|----------|-----------|-------|--------------------------|
| 1010 Debian-10.12 | EUR | Setup | 0.00 | 0.00 | 0.00 | 0.00 | 0.00 | 0.00 | 0 | <input type="checkbox"/> |
| | | Pricing | 0.00 | 0.00 | 0.00 | 0.00 | 0.00 | 0.00 | | |
| | PLN | Setup | 0.00 | 0.00 | 0.00 | 0.00 | 0.00 | 0.00 | | |
| | | Pricing | 0.00 | 0.00 | 0.00 | 0.00 | 0.00 | 0.00 | | |
| 1011 Debian-11.4 | EUR | Setup | 0.00 | 0.00 | 0.00 | 0.00 | 0.00 | 0.00 | 0 | <input type="checkbox"/> |
| | | Pricing | 0.00 | 0.00 | 0.00 | 0.00 | 0.00 | 0.00 | | |
| | PLN | Setup | 0.00 | 0.00 | 0.00 | 0.00 | 0.00 | 0.00 | | |
| | | Pricing | 0.00 | 0.00 | 0.00 | 0.00 | 0.00 | 0.00 | | |
| 1020 Ubuntu-18.04 | EUR | Setup | 0.00 | 0.00 | 0.00 | 0.00 | 0.00 | 0.00 | 0 | <input type="checkbox"/> |
| | | Pricing | 0.00 | 0.00 | 0.00 | 0.00 | 0.00 | 0.00 | | |
| | PLN | Setup | 0.00 | 0.00 | 0.00 | 0.00 | 0.00 | 0.00 | | |
| | | Pricing | 0.00 | 0.00 | 0.00 | 0.00 | 0.00 | 0.00 | | |
| 1021 Ubuntu-20.04 | EUR | Setup | 0.00 | 0.00 | 0.00 | 0.00 | 0.00 | 0.00 | 0 | <input type="checkbox"/> |
| | | Pricing | 0.00 | 0.00 | 0.00 | 0.00 | 0.00 | 0.00 | | |
| | PLN | Setup | 0.00 | 0.00 | 0.00 | 0.00 | 0.00 | 0.00 | | |
| | | Pricing | 0.00 | 0.00 | 0.00 | 0.00 | 0.00 | 0.00 | | |

