

# Home screen

## ProxmoxKVM module **WHMCS**

[Order now](#) | [Download](#) | [FAQ](#)

### Basic information on client panel page

The end customer, after logging in to his own customer panel, has access to the following information and options:

- Status and used resources of the virtual machine in real time (*with a 5-second automatic data refresh*).
- The keys with the following functions are available.
  - **Start** and **stop** the virtual machine
  - Connect to the virtual machine terminal using the **noVNS** WEB client.
  - **Charts** - switch to real-time virtual machine resource usage statistics. Statistics are presented in the form of well-readable graphs.
  - **Reinstall** the operating system.
  - **Snapshot** - go to snapshot management page.
  - **Backup** - go to backups management page.
  - **Reset the (root) password** of the virtual machine's operating system.
  - **Configure the reverse DNS** record is available.
  - **Mount an ISO** image is available.



★ Overview

- Information
- Charts
- Reinstall
- Snapshots
- Backups
- Reset password
- revDNS configure
- ISO mount

🔧 Actions

- Upgrade/Downgrade
- Upgrade/Downgrade Options
- Request Cancellation



KVM 10GB  
proxmox

ACTIVE

Upgrade

Request  
Cancellation

Registration Date

Tuesday, July 11th, 2023

First Payment Amount

100.50 zł

Recurring Amount

76.50 zł

Billing Cycle

Monthly

Next Due Date

Friday, August 11th, 2023

Payment Method

Bank Transfer

Manage

Configurable Options



Start



Stop



noVNC



Charts



Status

running (Uptime: 0 days 02:19:45)



CPU (1.94% of 1CPU)

98.06%



RAM (0.5275 GiB of 1 GiB)

52.75%

47.25%



System disk

10 GiB | Read/Write : 100/100 MB/s | 500/500 ops/s



Network adapter

(6E:94:32:8F:76:58) Read/Write : 12/12 MB/s

Network configuration

IPv4: 77.87.125.225/25 (real-8-4909.vps.uuq.pl)

IP 77.87.125.225/25

GW 77.87.125.129

DNS 77.87.125.10  
77.87.125.20

IPv6: 2a11:ff00:0000:0000:0000:0000:0215/120 (real-8-4909.vps.uuq.pl)



Reinstall



Snapshots



Backups



Reset password



revDNS



ISO


There are times when not all control options are available. For example, when creating or restoring a backup, or when the options are disabled for a specific client. Unavailable options are deactivated but visible. In this case, their color will be darkened and will not be clickable.


## Panel view with inactive options


An example of a homepage in case of not available options (disabled options: Charts, Reinstall, Reset passwords, revDNS configuration, ISO mount).


[Manage](#) [Configurable Options](#)

### Panel view while backup is in progress







  
Start

  
Stop

  
noVNC


  
Charts


Reload...1


	Status	running (Uptime: 0 days 21:57:24)
	CPU (2.18% of 4CPU)	<div><div>2.18%</div><div>97.82%</div></div>
	RAM (1.8984 GiB of 4 GiB)	<div><div>47.46%</div><div>52.54%</div></div>
	System disk	20 GiB   Read/Write : 100/100 MB/s   500/500 ops/s
	Additional disk	50 GiB   Read/Write : 100/100 MB/s   100/100 ops/s
	Network adapter	(C6:FC:93:11:EE:8C) Read/Write : 12/12 MB/s


#### Network configuration


IP:	<div></div> 25	Domain:	vps-1-4764.vps.uuq.pl
GW:	<div></div>	revDNS:	vps-1-4764.vps.uuq.pl
DNS:	<div></div>		


  
Reinstall

  
Snapshots

  
Backups


  
Reset


  
revDNS


  
ISO


# The backup process is in progress

Virtual machine management features are temporarily disabled







  
Start

  
Stop

  
noVNC

  
Charts



	Status	<b>running</b> (Uptime: 0 days 21:39:54)   VM remote lock: <b>backup</b>	
	CPU (7.31% of 4CPU)	<div><div>7.31%</div><div>92.69%</div></div>	
	RAM (1.8994 GiB of 4 GiB)	<div><div>47.49%</div><div>52.51%</div></div>	
	System disk	20 GiB   Read/Write : <b>100/100</b> MB/s   <b>500/500</b> ops/s	
	Additional disk	50 GiB   Read/Write : <b>100/100</b> MB/s   <b>100/100</b> ops/s	
	Network adapter	(C6:FC:93:11:EE:8C) Read/Write : <b>12/12</b> MB/s	

## Network configuration

IP:	<div></div> 25	Domain:	vps-1-4764.vps.uuq.pl
GW:	<div></div>	revDNS:	vps-1-4764.vps.uuq.pl
DNS:	<div></div>		

  
Reinstall

  
Snapshots

  
Backups

  
Reset password

  
revDNS configure

  
ISO Mount

---

Revision #12

Created 6 September 2022 06:45:55 by Ruslan

Updated 11 June 2024 09:36:38 by Yuliia Noha