

Resource usage charts

ProxmoxKVM module **WHMCS**

[Order now](#) | [Download](#) | [FAQ](#)

The module gives you access to a subpage with charts.

Here, you can conveniently select the resource usage history period.

The following options are available for selection.

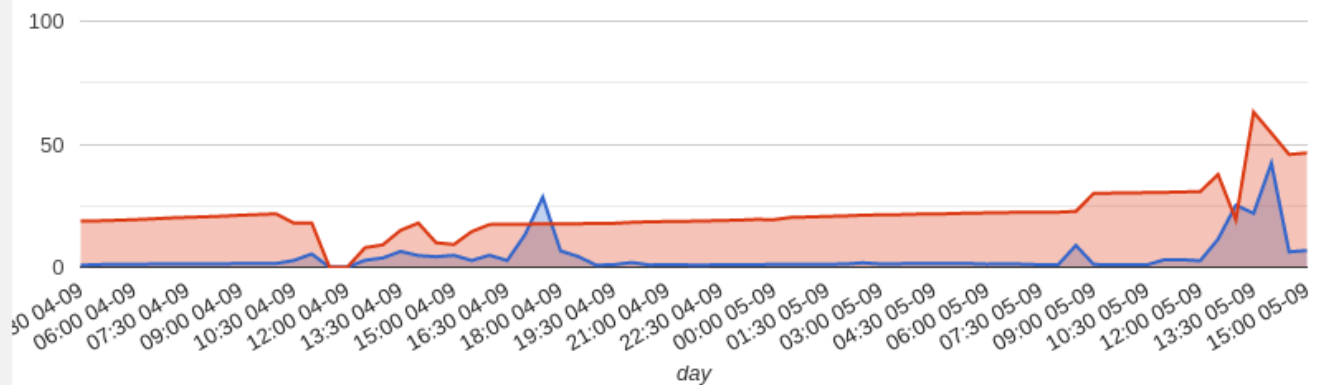
- For the last hour
- For the last day
- for the last week
- For the last month
- For the last year

Data is transferred from the hypervisor server in real time when the desired option is selected.

[Last hour](#)[Last day](#)[Last week](#)[Last month](#)[Last year](#)

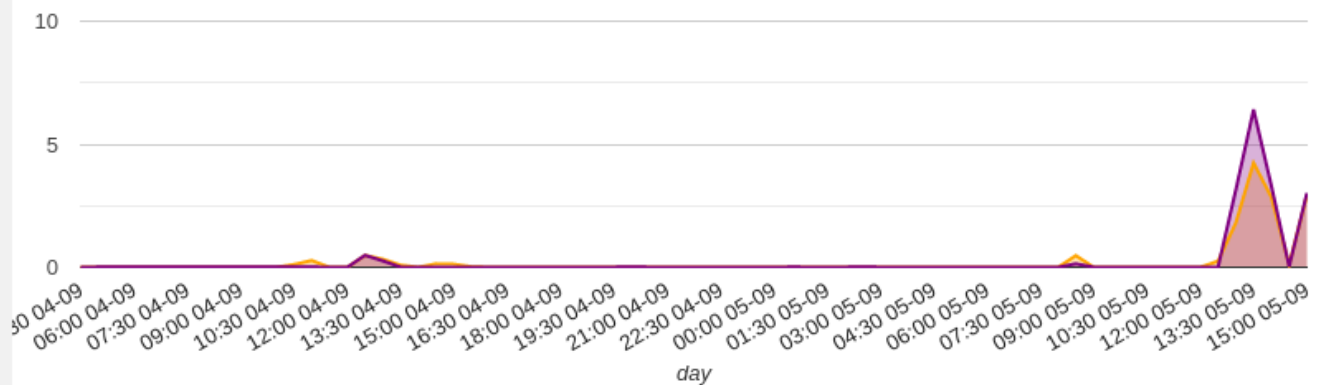
Usage charts

CPU RAM



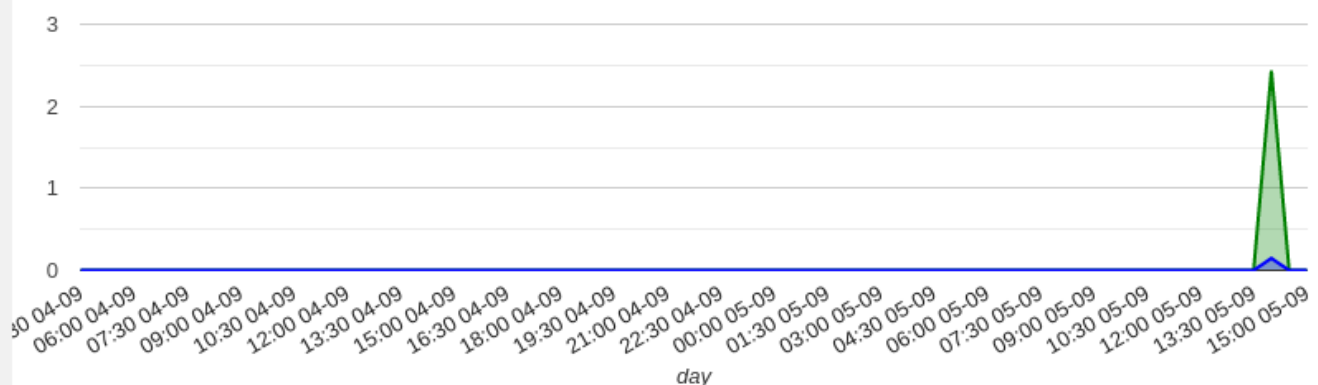
Disk usage

Read(MB/s) Write(MB/s)



Disk usage

IN(MB/s) OUT(MB/s)

Powered by [WHMCompleteSolution](#)

Revision #7

Created 6 September 2022 09:14:03 by Ruslan

Updated 11 June 2024 09:37:48 by Yuliia Noha