

# Export VAT\_R

Extension specifically designed for the Polish market! The Export VAT\_R extension enables generating VAT\_R reports for tax settlements from invoices within your WHMCS system.

- [Description](#)
- [Configuration](#)
- [Static Data](#)
- [Payment Methods](#)
- [Currencies](#)
- [Download](#)
- [VAT\\_R.txt view](#)

# Description

## PUQ Customization module **WHMCS**

[Order now](#) | [Download](#) | [FAQ](#)

Introducing the "**Export VAT\_R**" extension, tailor-made for the dynamic Polish market! Simplify your tax settlement processes with this specialized tool designed to seamlessly generate VAT\_R reports directly from your WHMCS invoicing system.

Compliance Disclaimer: While "**Export VAT\_R**" diligently compiles data for your reports, it is essential to note that we do not assume responsibility for the accuracy or completeness of the information provided. If you identify any discrepancies or require assistance in ensuring compliance with legal regulations, please do not hesitate to reach out to us.

### Key Features:

1. Effortless VAT\_R Reporting: Streamline your tax reporting obligations by effortlessly generating VAT\_R reports from invoice data stored within your WHMCS system.
2. Integration with WHMCS: "**Export VAT\_R**" seamlessly integrates with your existing WHMCS infrastructure, pulling invoice details, payment methods, and other relevant data to compile comprehensive VAT\_R documents for your accounting needs.
3. Real-Time Data Updates: Stay up-to-date with the latest currency exchange rates and pricing information by leveraging the API of Narodowy Bank Polski (National Bank of Poland), ensuring that your VAT\_R reports reflect the most accurate and current data available.
4. Flexible Reporting Options: Generate reports for any desired period by simply inputting and saving the desired timeframe within the "download" window, providing you with the flexibility to meet your reporting needs efficiently.
5. Compatibility with "Overwrite Tax Rules" Extension: Seamlessly integrate "**Export VAT\_R**" with the "**Overwrite Tax Rules**" extension to ensure accurate tax calculations and compliance with Polish tax regulations.


Empower your accounting team with "**Export VAT\_R**", the essential extension for simplifying VAT\_R reporting and ensuring compliance with Polish tax laws. Streamline your tax settlement processes and focus on growing your business with confidence.

# Configuration

## PUQ Customization module **WHMCS**

[Order now](#) | [Download](#) | [FAQ](#)

Configuration

Export VAT\_R 

Enabled

YES

Client VAT ID field

☒ Use standard VAT ID field

☐ Use custom VAT ID field

NIP

Save Changes

**Enabled** - Enabling or disabling all custom functions of this extension affects the automation and visibility of its features in the client area. When extension disabled, the automation capabilities and related features provided by the extension will not be active or visible to clients. However, as an administrator, you will still have access to configure and utilize the extension's functionalities through the administration interface. This gives you the flexibility to control the visibility and automation aspects of the extension based on your specific needs and preferences.

**Client VAT ID field:** This setting allows you to choose between using the standard VAT ID field or a custom VAT ID field for clients.

# Static Data

## PUQ Customization module **WHMCS**

[Order now](#) | [Download](#) | [FAQ](#)

### Static Data

Export VAT\_R 

VAT register name where the document should be entered	<input type="text" value="SPRZEDAŻ"/>
Flag defining the type of data contained in the record	<input type="text" value="Sales register"/>
Flag defining the type of purchase	<input type="text" value="Services"/>
Deductions	<input type="text" value="It takes values for 'sales'"/>
Flag defining the origin of the entry	<input type="text" value="Record not from fiscal cash register"/>
Flag defining the type of entity	<input type="text" value="Active VAT taxpayer"/>

[Save Changes](#)

Please ensure to fill in these details with your accounting department to ensure all data complies with regulations, and perform checks before sending to Uzhondu.

**Static data** - these are the details we assign to all invoices and remain unchanged regardless of the invoices, namely:

1. VAT register name where the document should be entered
2. Flag defining the type of data contained in the record
  1. Purchase register
  2. Sales register
  3. Cost ledger item
  4. Revenue ledger item
3. Flag defining the type of purchase
  1. Value provided for transactions of type (field TYPE) 2, 3, and 4
  2. Purchase of goods for resale
  3. Other purchases
  4. Purchase of fixed assets
  5. Services
  6. Purchase of means of transport
  7. Purchase of real estate
  8. Purchase of fuel
4. Deductions
  1. It takes values for 'sales'


2. Does not take values for 'sales'
  3. Takes values for 'sales' only in nominative case
  4. Three-party transaction (only if 'EXPORT' - intra-Community delivery)
  5. The buyer is a taxpayer
  6. Purchase from a taxpayer not domiciled in Poland (only if 'EXPORT' - intra-Community delivery or export)
  7. To be settled in the VAT-UE declaration
  8. The buyer is a taxpayer (only if 'EXPORT' - intra-Community delivery or export) or three-party transaction (only if 'EXPORT' - domestic transaction)
5. Flag defining the origin of the entry
    1. Record not from fiscal cash register
    2. Record from fiscal cash register
  6. Flag defining the type of entity
    1. Inactive VAT taxpayer
    2. Individual
    3. Active VAT taxpayer

# Payment Methods

## PUQ Customization module **WHMCS**

[Order now](#) | [Download](#) | [FAQ](#)

### Payment Methods

Export VAT\_R 

ID	Paymethod Getaway	Pay Form
1	Bank Transfer	<div>Bank transfer ▾</div>
2	PayPal	<div>Bank transfer ▾<ul style="list-style-type: none"><li>Cash</li><li>Cheque</li><li>Bank transfer</li><li>Credit</li><li>Other</li><li>Debit card</li><li>Compensation</li><li>Advance payment (recognized as cash in KH)</li></ul></div>

Save

In the "Paymethod Getaway" column, all Paymethod Gateways from your WHMCS system will be listed. For each of them, you will need to select the corresponding Pay Form so that invoices with different Paymethod Gateways are correctly documented in the report.

# Currencies

## PUQ Customization module **WHMCS**

[Order now](#) | [Download](#) | [FAQ](#)

Currencies

Export VAT\_R 

Currencies from WHMCS	Currencies from NBP
PLN	<div>PLN</div>
EUR	<div>EUR</div>
UAH	<div>UAH</div>
USD	<div>USD</div>

Save

THB

USD

AUD

HKD

CAD

NZD

SGD

EUR

HUF

CHF

GBP

UAH

JPY

CZK

DKK

ISK

NOK

SEK

RON

BGN

In the "Currencies from WHMCS" column, all currencies from your WHMCS system will be listed. For each of them, you will need to select the corresponding "Currencies from NBP" (taken from the official NBP website) so that invoices with different currencies have accurate prices based on the exchange rates on the day of payment, in the report.



# Download

## PUQ Customization module **WHMCS**

[Order now](#) | [Download](#) | [FAQ](#)

Download

Export VAT\_R 

Date From	<input type="text" value="01.02.2024"/>	
Date To	<input type="text" value="29.02.2024"/>	

Download All

**Date from** - the starting date of the period for which you need to generate the report.

**Date to** - the ending date of the period for which you need to generate the report.

**Download** - button for download a VAT report



# VAT\_R.txt view

# PUQ Customization module WHMCS

[Order now](#) | [Download](#) | [FAQ](#)

[illegible]