


Add/Edit/Delete Promo Set

Set Name	<input type="text"/>
API Ip Address	<input type="text"/>
Promo Code Type	Percentage 
Recurring	<input type="checkbox"/> Enable - Recur For <input type="text"/> Times (0 = Unlimited)
Value	<input type="text" value="0.00"/>
Applies To	<div> VPN Warszawa - VPN Warszawa 10M/10M/10GB VPN Warszawa - VPN Warszawa 20M/20M/20GB HestiaCP - Shared Hosting 5 Gb HestiaCP - Shared Hosting 10 Gb HestiaCP - Shared Hosting 30 Gb HestiaCP - Shared Hosting 40 Gb HestiaCP - SOFT MinIO S3 - MinIO S3 1 GB </div>
Requires	<div> VPN Warszawa - VPN Warszawa 10M/10M/10GB VPN Warszawa - VPN Warszawa 20M/20M/20GB HestiaCP - Shared Hosting 5 Gb HestiaCP - Shared Hosting 10 Gb HestiaCP - Shared Hosting 30 Gb HestiaCP - Shared Hosting 40 Gb HestiaCP - SOFT MinIO S3 - MinIO S3 1 GB </div>
	<input type="checkbox"/> Also allow existing products in account to qualify for promotion
Billing Cycles (No selection = any)	Products/Services <input type="checkbox"/> One Time <input type="checkbox"/> Monthly <input type="checkbox"/> Quarterly <input type="checkbox"/> Semi-Annually <input type="checkbox"/> Annually <input type="checkbox"/> Biennially <input type="checkbox"/> Triennially
	Domains <input type="checkbox"/> 1 Year <input type="checkbox"/> 2 Years <input type="checkbox"/> 3 Years <input type="checkbox"/> 4 Years <input type="checkbox"/> 5 Years <input type="checkbox"/> 6 Years <input type="checkbox"/> 7 Years <input type="checkbox"/> 8 Years <input type="checkbox"/> 9 Years <input type="checkbox"/> 10 Years
Start Date	<input type="text" value=""/>  (Leave blank for none)
Expiry Date	<input type="text" value=""/>  (Leave blank for none)
Max Uses	<input type="text"/> (Enter 0 to allow unlimited uses)
Lifetime Promotion	<input type="checkbox"/> Discounted pricing is applied even on upgrade and downgrade orders in the future regardless of settings like max uses, expiry, etc;
Apply Once	<input type="checkbox"/> Apply only once per order (even if multiple items qualify)
New Signups	<input type="checkbox"/> Apply to new signups only (must have no previous active orders)
Apply Once / Client	<input type="checkbox"/> Apply only once per client globally (ie. only one order allowed per promo)
Existing Client	<input type="checkbox"/> Apply to existing clients only (must have an active order to qualify)
Upgrades/Downgrades	<input type="checkbox"/> Enable for product upgrades
Notes	<div></div>

Add Promo Set

Click **Add new Promo Set** at the top of the **Promo Sets** page.

Set Name: Enter a set name.

API Ip Address: Enter Ip adress for API connection.

Promo Code Type: Choose one of the four promotion types:

- Percentage — Discount by a percentage of the original price.
- Fixed Amount — Discount a specified amount from the original price.
- Price Override — Changes the product price to this value. Use this to offer a consistent discount across multiple billing cycles.
- Free Setup — Discount any setup fee from the original price.

Recurring: To have the discount only apply to the first invoice, do not check it. When you check this, the discount will apply to renewal invoices.

Set **Recur For** to 0 for all future renewals to discount, or enter a different number to specify how many cycles the discount lasts for. This is in addition to the initial invoice for the product. If you wish to provide a discount 6 times, enter 5 in the recurring box.

Value: enter the amount of the discount in positive numbers (up to 2 decimals) only.

Applies To: Select the products, addons, and domain TLDs that the promotion applies to and what billing cycles or registration periods the discount requires. These should match those of your products.

You can press **Ctrl+click** to select multiple entries.

Requires: By selecting products from **Requires**, you can stipulate which products or services the client must also have in their shopping cart before applying the discount. You can use this to offer "buy x get y half price" promotions.

Also allow existing products in account to qualify for promotion allows the system to include active products that the client already owns in the promotion criteria.

Billing Cycles: Selecting a billing cycle denotes that the promo code can be applied to products with specified billing cycles only.

Optionally, set the start and expiration dates. If you use one or both of these settings, the coupon will only start working after the start date and will stop working at expiration.

The expiry date must be a date in the future.
The expiry date must be later than the start date.

For **Maximum Uses**, enter the number of uses that you want to allow.

The number of times that customers have used the promotion will display below this setting.
For unlimited uses, enter 0.

Use the following checkboxes to specify who can use the promotion:

Lifetime Promotion: Discounted pricing is applied even on upgrade and downgrade orders in the future regardless of settings like max uses, expiry, etc;

Apply Once: Apply only once per order (even if multiple items qualify)

New Signups: Only new clients can use the promotion.

Apply Once / Client: If a client has an existing active order that uses this promotion, they will not be able to use the code a second time.

Existing Client: Only existing clients with one or more active orders can use the promotion.

Upgrades/Downgrades:

(For more info read a WHMCS documentation: [Click here](#))

- Select Products/Services or Configurable Options as the Upgrade Type.
- **Products/Services:**
 - Select Products/Services as the Upgrade Type.
 - Use Type, Recurring, and Value fields to specify the value of the discount and how long it lasts.
 - Use Applies To to select which products to apply the promotional code to. The client will receive the discount when upgrading to this product.
 - For upgrades and downgrades, use Requires slightly differently. It restricts which products clients can upgrade. For example, they can upgrade from a selected product to this product and receive a discount, but not upgrade from an unselected product and receive a discount.
- **Configurable Options**
 - To offer discounts to clients for configurable options, select Configurable Options as the Upgrade Type.
 - Use Upgrade Discount to specify the discount value as a percentage or fixed

amount for the configurable options.

- Then, use Config Options Upgrades to select which option this discount applies to.
- If you use the main Type, Recurring, and Value at the top of the page, the system will apply a discount to the parent product as well as to the configurable option. Leave this blank to only apply the discount to the configurable option.

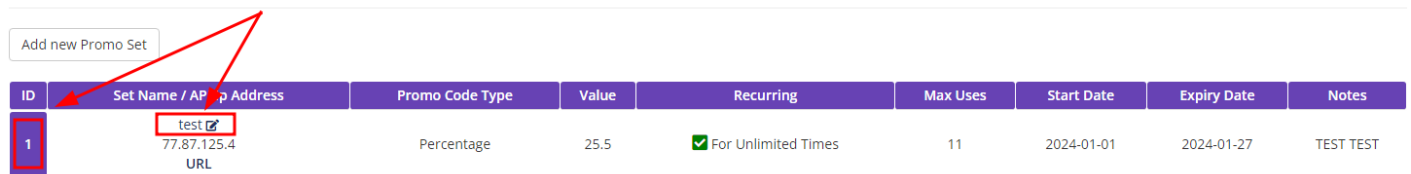
Notes: In the admin notes section, add information that admins may need about the promotion.


Edit Promo Set

Clicking on the set name or ID opens a template for editing a Promo Set.

Promo Sets

Promo Code API 



Add new Promo Set								
ID	Set Name / API Address	Promo Code Type	Value	Recurring	Max Uses	Start Date	Expiry Date	Notes
1	test 77.87.125.4 URL	Percentage	25.5	 For Unlimited Times	11	2024-01-01	2024-01-27	TEST TEST

After opening the template for editing a Promo Set, you can reconfigure or amend the set.

It's important to note that any promo codes generated prior to these changes to the set of promo codes will not be altered.

Set Name

test

API Ip Address

77.87.125.4

https://whmcs-dev.puq.pl/XJCRRFKY9GZ55CDR9H98NFJND-1-7dc8108e1a78c37c136732d464208a22

Promo Code Type

Percentage

Recurring

☒ Enable - Recur For

0

Times (0 = Unlimited)

Value

25.5

Applies To

VPN Warszawa - VPN Warszawa 10M/10M/10GB

VPN Warszawa - VPN Warszawa 20M/20M/20GB

HestiaCP - Shared Hosting 5 Gb

HestiaCP - Shared Hosting 10 Gb

HestiaCP - Shared Hosting 30 Gb

HestiaCP - Shared Hosting 40 Gb

HestiaCP - SOFT

MinIO S3 - MinIO S3 1 GB

Requires

VPN Warszawa - VPN Warszawa 10M/10M/10GB

VPN Warszawa - VPN Warszawa 20M/20M/20GB

HestiaCP - Shared Hosting 5 Gb

HestiaCP - Shared Hosting 10 Gb

HestiaCP - Shared Hosting 30 Gb

HestiaCP - Shared Hosting 40 Gb

HestiaCP - SOFT

MinIO S3 - MinIO S3 1 GB

☐ Also allow existing products in account to qualify for promotion

Billing Cycles

(No selection = any)

☐ One Time

☐ Monthly

☒ Quarterly

☒ Semi-Annually

☒ Annually

☐ Biennially

☐ Triennially

Domains

☐ 1 Year

☐ 2 Years

☐ 3 Years

☐ 4 Years

☒ 5 Years

☒ 6 Years

☒ 7 Years

☐ 8 Years

☐ 9 Years

☐ 10 Years

Start Date

2024-01-01

(Leave blank for none)

Expiry Date

2024-01-27

(Leave blank for none)

Max Uses

11

(Enter 0 to allow unlimited uses)

Lifetime Promotion

☐ Discounted pricing is applied even on upgrade and downgrade orders in the future regardless of settings like max uses, expiry, etc;

Apply Once

☒ Apply only once per order (even if multiple items qualify)

New Signups

☒ Apply to new signups only (must have no previous active orders)

Apply Once / Client

☐ Apply only once per client globally (ie. only one order allowed per promo)

Existing Client

☐ Apply to existing clients only (must have an active order to qualify)

☒ Enable for product upgrades

Upgrade Promotion Instructions

For all upgrade promotion codes, the "Applies To" field defines the products that the promotion applies to
For product upgrades/downgrades, "Requires" can also be used to restrict the products being upgraded from
And for configurable option upgrades/downgrades, you can select the specific options to apply the discount to below
If you set a discount value & enable recurring above, then the upgrade promo will also give a recurring discount to the parent product

Upgrade Type

☒ Products/Services ☐ Configurable Options

Upgrade Discount

11

Percentage

Config Options Upgrades

Backup/Snapshot - B | Backup

Backup/Snapshot - S | Snapshot

Operating system - OS | Operating system

IPs - ipv4 | IPv4

IPs - ipv6 | IPv6

CPU/RAM - CPU | Processor

CPU/RAM - RAM | Memory

The options selected above are the ones the discount is applied to when Upgrade Type is set to Configurable Options

Notes



TEST TEST

Save Changes

Cancel Changes


Delete Set

Add new Promo Set



ID	Set Name / API Ip Address	Promo Code Type	Value	Recurring	Max Uses	Start Date	Expiry Date	Notes
1	test  77.87.125.4 URL	Percentage	25.5	 For Unlimited Times	11	2024-01-01	2024-01-27	TEST TEST

Delete Promo Set

Clicking on the set name or ID opens a template for editing a Promo Set.

Promo Sets Promo Code API 

Add new Promo Set

ID	Set Name / API Address	Promo Code Type	Value	Recurring	Max Uses	Start Date	Expiry Date	Notes
1	test  77.87.125.4 URL	Percentage	25.5	 For Unlimited Times	11	2024-01-01	2024-01-27	TEST TEST

After opening the template for editing a Promo Set, you can click on "Delete Set" for deletion a set.

Save Changes

Cancel Changes

Delete Set