

# Configuration

PUQ Customization module **WHMCS**

[Order now](#) | [Download](#) | [FAQ](#)



Home

Module puqProxmoxKVM+

Account Statement

Admin Panel Unique

Auto CC Management

Blocking ticket for guests

Cancel Fund Invoices

Client Data Archive

Client Grouping Rules

Clients Only Access

Credit Management

Disabler of standard elements

Fraud Check

GDPR Tools

Head/Footer Output

Maintenance Mode

Manual Cron Run

Configuration

Search

Menu Manager

Overwrite Suspend/Termination

Overwrite Tax Rules

Pages Manager

Prorated Next Due Date

Service Data Archive

Show Services IP, Username

Support Hours Widget

Suspend After

License status: success

2024-01-04T18:40:42+01:00

PUQcloud

Minimise Sidebar

WHMCS

Configuration

Manual Cron Run

PHP Binary File

/usr/bin/php8.1

Example: /usr/bin/php8.1

PHP Version

PHP 8.1.13 (cli) (built: Nov 26 2022 14:29:42) (NTS)

ionCube Version

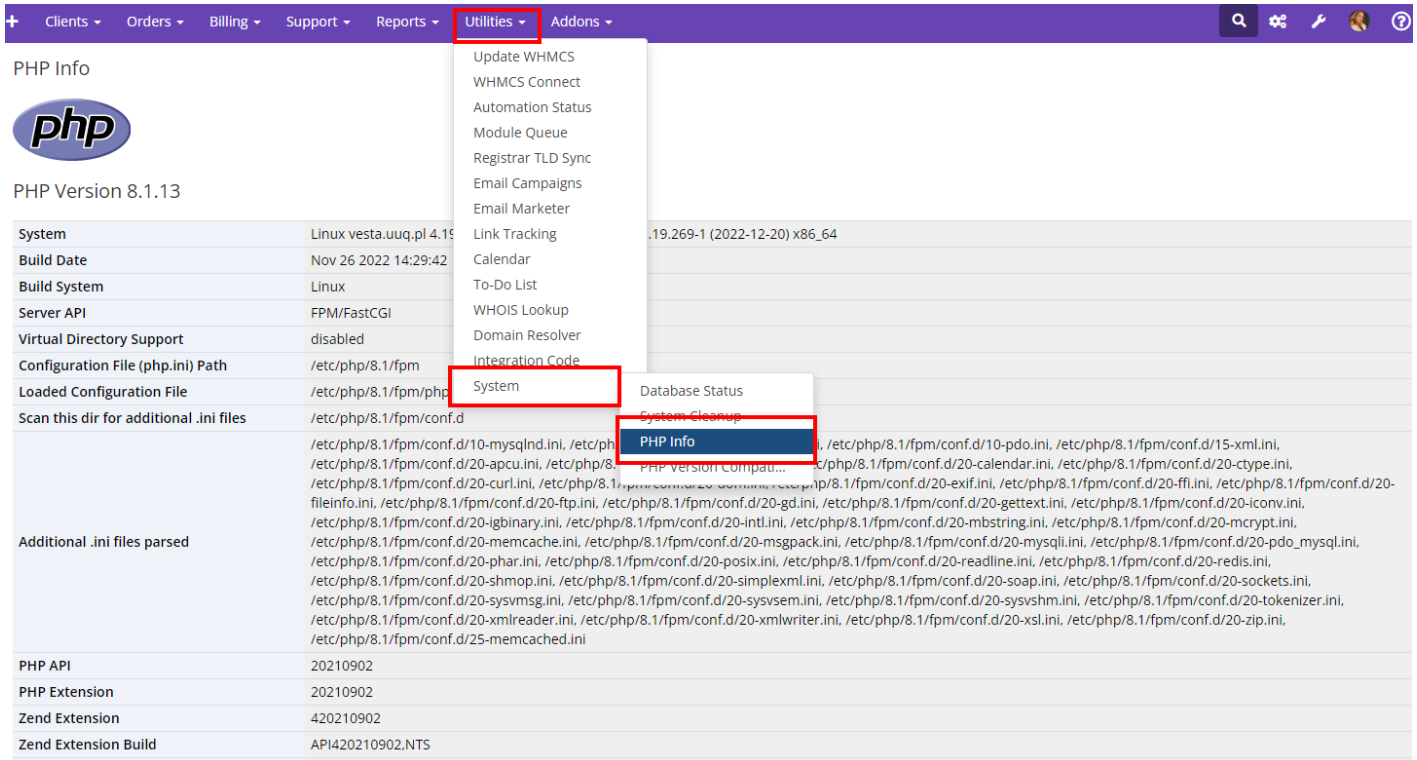
ionCube PHP Loader v12.0.1, Copyright (c) 2002-2022, by ionCube Ltd.

Save Changes


Cron Name	Running	Description	Last Run
DailyCron	Run Cron Now	Running Daily Cron	
SystemCron	Run Cron Now	Running System Cron	
CurrencyUpdateExchangeRates	Run Cron Now	Update Currency Exchange Rates	
CurrencyUpdateProductPricing	Run Cron Now	Update Product Prices for Current Rates	
CreateInvoices	Run Cron Now	Generate Invoices	
AddLateFees	Run Cron Now	Apply Late Fees	
ProcessCreditCardPayments	Run Cron Now	Process Credit Card Charges	
InvoiceReminders	Run Cron Now	Generate daily reminders for unpaid and overdue invoice	
DomainRenewalNotices	Run Cron Now	Processing Domain Renewal Notices	
DomainStatusSync	Run Cron Now	Processing Domain Status Syncing for Active domains. Batches of 50. Known as DomainExpirySync in v7.7 and earlier	
DomainTransferSync	Run Cron Now	Processing Domain Transfer Syncing for Pending Transfer domains	
CancellationRequests	Run Cron Now	Process Cancellation Requests	
AutoSuspensions	Run Cron Now	Processing Overdue Suspensions	
AutoTerminations	Run Cron Now	Process Overdue Terminations	
FixedTermTerminations	Run Cron Now	Process Fixed Term Terminations	
CloseInactiveTickets	Run Cron Now	Auto Close Inactive Tickets	
AutoPruneTicketAttachments	Run Cron Now	Auto Remove Inactive Ticket Attachments. Batches of 1000	
AffiliateCommissions	Run Cron Now	Process Delayed Affiliate Commissions	
AffiliateReports	Run Cron Now	Send Monthly Affiliate Reports	
EmailMarketer	Run Cron Now	Process Email Marketer Rules	
CreditCardExpiryNotices	Run Cron Now	Sending Credit Card Expiry Reminders	
SslSync	Run Cron Now	Check validity of SSL Certificates on services and domains. Batches of 100. v7.7+	
UpdateServerUsage	Run Cron Now	Updating Disk & Bandwidth Usage Stats	
OverageBilling	Run Cron Now	Process Overage Billing Charges and Generate Invoices	
AutoClientStatusSync	Run Cron Now	Synchronise Client Status	
UpdateDomainExpiryStatus	Run Cron Now	Update Domain Expiry Status for domains with a past Expiry Date	
TicketEscalations	Run Cron Now	Process and escalate tickets per any Escalation Rules	
ServerUsageCount	Run Cron Now	Auto Update Server Usage Count. Displayed on Configuration () > System Settings > Servers or, prior to WHMCS 8.0, Setup > Products/Services > Servers. v7.8+	
ServerRemoteMetaData	Run Cron Now	Auto Update Server Meta Data. Displayed on Configuration () > System Settings > Servers or, prior to WHMCS 8.0, Setup > Products/Services > Servers. v7.8+	
TenantUsageMetrics	Run Cron Now	Auto Update Service Usage Data. Displayed when viewing Service within Client Area. v7.9+	
EmailCampaigns	Run Cron Now	Update the status of Email Campaigns and schedule emails. Batches of 50	
ProcessEmailQueue	Run Cron Now	Process scheduled emails within Email Campaigns. Batches of 25	

# PHP Binary File

First, find out the version of PHP and ionCube on your WHMCS. You can do this by navigating to Utilities -> System -> PHP Info.



The screenshot shows the WHMCS interface. The 'Utilities' menu is open, and the 'System' option is highlighted. A sub-menu is visible, showing 'Database Status', 'System Cleanup', and 'PHP Info' (which is highlighted in blue). The background shows the 'PHP Info' page with the following details:

PHP Info	
	
PHP Version 8.1.13	
System	Linux vesta.uuq.pl 4.19.269-1 (2022-12-20) x86_64
Build Date	Nov 26 2022 14:29:42
Build System	Linux
Server API	FPM/FastCGI
Virtual Directory Support	disabled
Configuration File (php.ini) Path	/etc/php/8.1/fpm
Loaded Configuration File	/etc/php/8.1/fpm/php.ini
Scan this dir for additional .ini files	/etc/php/8.1/fpm/conf.d
Additional .ini files parsed	/etc/php/8.1/fpm/conf.d/10-mysqld.ini, /etc/php/8.1/fpm/conf.d/20-apcu.ini, /etc/php/8.1/fpm/conf.d/20-calendar.ini, /etc/php/8.1/fpm/conf.d/20-ctype.ini, /etc/php/8.1/fpm/conf.d/20-curl.ini, /etc/php/8.1/fpm/conf.d/20-exif.ini, /etc/php/8.1/fpm/conf.d/20-ffi.ini, /etc/php/8.1/fpm/conf.d/20-fileinfo.ini, /etc/php/8.1/fpm/conf.d/20-ftp.ini, /etc/php/8.1/fpm/conf.d/20-gd.ini, /etc/php/8.1/fpm/conf.d/20-gettext.ini, /etc/php/8.1/fpm/conf.d/20-iconv.ini, /etc/php/8.1/fpm/conf.d/20-igmp.ini, /etc/php/8.1/fpm/conf.d/20-intl.ini, /etc/php/8.1/fpm/conf.d/20-mbstring.ini, /etc/php/8.1/fpm/conf.d/20-mcrypt.ini, /etc/php/8.1/fpm/conf.d/20-memcache.ini, /etc/php/8.1/fpm/conf.d/20-msgpack.ini, /etc/php/8.1/fpm/conf.d/20-mysqli.ini, /etc/php/8.1/fpm/conf.d/20-pdo_mysql.ini, /etc/php/8.1/fpm/conf.d/20-phar.ini, /etc/php/8.1/fpm/conf.d/20-posix.ini, /etc/php/8.1/fpm/conf.d/20-readline.ini, /etc/php/8.1/fpm/conf.d/20-redis.ini, /etc/php/8.1/fpm/conf.d/20-shmop.ini, /etc/php/8.1/fpm/conf.d/20-simplexml.ini, /etc/php/8.1/fpm/conf.d/20-soap.ini, /etc/php/8.1/fpm/conf.d/20-sockets.ini, /etc/php/8.1/fpm/conf.d/20-sysvmsg.ini, /etc/php/8.1/fpm/conf.d/20-sysvsem.ini, /etc/php/8.1/fpm/conf.d/20-sysvshm.ini, /etc/php/8.1/fpm/conf.d/20-tokenizer.ini, /etc/php/8.1/fpm/conf.d/20-xmlreader.ini, /etc/php/8.1/fpm/conf.d/20-xmlwriter.ini, /etc/php/8.1/fpm/conf.d/20-xsl.ini, /etc/php/8.1/fpm/conf.d/20-zip.ini, /etc/php/8.1/fpm/conf.d/25-memcached.ini
PHP API	20210902
PHP Extension	20210902
Zend Extension	420210902
Zend Extension Build	API420210902.NTS

It is crucial that your ionCube version is v12 and above; otherwise, our extensions will not function correctly.

After determining the PHP version of your WHMCS and ensuring that your ionCube is v12 and above, you need to find out where the PHP binary file is located on your server. To do this, run the command "**whereis your\_php\_version**" in the console, replacing "**your\_php\_version**" with your PHP version:

```
root@vesta:/home/yuliiia# whereis php8.1
php8: /usr/bin/php8.2 /usr/bin/php8.1 /usr/bin/php8.1-curl /usr/share/php8.1-ondemand /usr/share/php8.1-ondemand-curl
```

When entering this path in the configuration menu of this extension, make sure it is correct. If the path is incorrect, the extension will produce an error, and you won't be able to continue working with this extension:

PHP Binary File	<input type="text" value="/usr/bin/php 8.1"/>	Example: /usr/bin/php8.1
PHP Version	PHP Version is not valid	
ionCube Version	ionCube Version not found	

Save Changes

# Crons List

You can find a complete list of available crons in the official WHMCS documentation ( [Task Options for skip and do](#) )

To activate a specific cron, all you need to do is click on "Run Cron Now," confirm the request to execute the cron, and wait until the loader disappears and redirects you to another page.

Are you sure?

2

OK

Anuluj

## Configuration

Manual Cron Run 


PHP Binary File /usr/bin/php8.1

Example: /usr/bin/php8.1

PHP Version PHP 8.1.13 (cli) (built: Nov 26 2022 14:29:42) (NTS)

ionCube Version ionCube PHP Loader v12.0.1, Copyright (c) 2002-2022, by ionCube Ltd.

Save Changes

Cron Name	Running	Description	Last Run
DailyCron	Run Cron Now 	Running Daily Cron	
SystemCron	Run Cron Now	Running System Cron	
CurrencyUpdateExchangeRates	Run Cron Now	Update Currency Exchange Rates	
CurrencyUpdateProductPricing	Run Cron Now	Update Product Prices for Current Rates	
CreateInvoices	Run Cron Now	Generate Invoices	
AddLateFees	Run Cron Now	Apply Late Fees	
ProcessCreditCardPayments	Run Cron Now	Process Credit Card Charges	
InvoiceReminders	Run Cron Now	Generate daily reminders for unpaid and overdue invoice	

AutoSuspensions	Run Cron Now	Processing Overdue Suspensions
AutoTerminations	Run Cron Now	Process Overdue Terminations
FixedTermTerminations	Run Cron Now	Process Fixed Term Terminations
CloseInactiveTickets	Run Cron Now	Auto Close Inactive Tickets
AutoPruneTicketAttachments	Run Cron Now	Auto Remove Inactive Ticket Attachments. Batches of 1000
AffiliateCommissions	Run Cron Now	Process Delayed Affiliate Commissions
AffiliateReports	Run Cron Now	Send Monthly Affiliate Reports
EmailMarketer	Run Cron Now	Process Email Marketer Rules
CreditCardExpiryNotices	Run Cron Now	Sending Credit Card Expiry Reminders
SslSync	Run Cron Now	Check validity of SSL Certificates on services and domains. Batches of 100. v7.7+
UpdateServerUsage	Run Cron Now	Updating Disk & Bandwidth Usage Stats
OverageBilling	Run Cron Now	Process Overage Billing Charges and Generate Invoices
AutoClientStatusSync	Run Cron Now	Synchronise Client Status
UpdateDomainExpiryStatus	Run Cron Now	Update Domain Expiry Status for domains with a past Expiry Date
TicketEscalations	Run Cron Now	Process and escalate tickets per any Escalation Rules
ServerUsageCount	Run Cron Now	Auto Update Server Usage Count. Displayed on Configuration () > System Settings > Servers or, prior to WHMCS 8.0, Setup > Products/Services > Servers. v7.8+
ServerRemoteMetaData	Run Cron Now	Auto Update Server Meta Data. Displayed on Configuration () > System Settings > Servers or, prior to WHMCS 8.0, Setup > Products/Services > Servers. v7.8+
TenantUsageMetrics	Run Cron Now	Auto Update Service Usage Data. Displayed when viewing Service within Client Area. v7.9+
EmailCampaigns	Run Cron Now	Update the status of Email Campaigns and schedule emails. Batches of 50
ProcessEmailQueue	Run Cron Now	Process scheduled emails within Email Campaigns. Batches of 25

### Revision #3

Created 28 July 2023 12:57:16 by Yuliia Noha

Updated 11 June 2024 12:08:32 by Yuliia Noha